



2010 DELAWARE STATE FOOTBALL NOTES

GAME 1

DELAWARE STATE HORNETS VS. SOUTHERN UNIVERSITY JAGUARS SIXTH ANNUAL MEAC/SWAC CHALLENGE PRESENTED BY DISNEY SUN., SEP. 5, 2010 (12:00 P.M) —FLORIDA CITRUS BOWL STADIUM ORLANDO, FLA.

NATIONAL TV- ESPN, ESPN HD, ESPN3.COM

DSU Athletic Media Relations: Dennis Jones (football contact) - (302) 857-6068/office; (302) 270-6088/cell; email: djones@desu.edu

DELAWARE STATE VS SOUTHERN



Delaware State: 0-0; 0-0 MEAC (2009: 4-7; 3-5 MEAC/T-5th)

Southern: 0-0; 0-0 SWAC (2009: 6-4; 3-4 SWAC/T-4th)

The Series: Delaware State leads 2-0

Location: Florida Citrus Bowl Stadium (70,000) - Orlando, Fla. (Surface—Bermuda Grass)

National Rankings: Delaware State and Southern are not listed in any Football Championship Subdivision (FCS) polls.

Pressbox Phone:

Delaware State Head Coach Al Lavan: Lavan (Colorado State, '68) is in his seventh season as head coach of the Hornets. He is 38-28 overall (.575) and 32-14 in Mid-Eastern Athletic Conference games (.696) at Delaware State. This is Lavan's first meeting against Southern University and a Southwestern Athletic Conference (SWAC) team.

Southern Head Coach Lyvonnia "Stump" Mitchell: Mitchell (The Citadel, '68) is in his first season at Southern University. He was 8-24 in three years as head coach at MEAC member Morgan State from 1997 to '99. Mitchell is 2-1 vs. Delaware State.

Television: ESPN, ESPN HD, ESPN3.com. Veteran broadcaster Charlie Neal will call the action. Former Howard University and Minnesota Vikings quarterback Jay Walker will provide color commentary.

DSU Radio: 1290 The Ticket (www.1290theticket.com) is the flagship station of the Delaware State Hornets Radio Network. Scott Klatzkin is in his third season as DSU's play-by-play announcer. Matt Janus will serve as broadcast analyst.












Southern University Media Contact:

Kevin Mann
Sports Information Director
Office Phone: (225) 771-2601
Email: kevinmanns@gmail.com

Live Stats: N/A

Live Streaming: N/A

2010 DELAWARE STATE SCHEDULE/RESULTS

| Date | Opponent | TV | Time/Result | Series |
|--|----------------------|-----------------------|-------------|---------------------|
| Sep. 5 | vs. Southern | ESPN/ESPNHD/ESPN3.com | 12:00 p.m. | DSU leads 2-0 |
|  2010 MEAC/SWAC Challenge; first meeting since 1986 | | | | |
| Sep. 11 | *FLORIDA A&M | - | 6:00 p.m. | FAMU leads 20-8 |
|  FAMU snapped four-game DSU series win streak in 2009 | | | | |
| Sep. 25 | at Coastal Carolina | - | 6:00 p.m. | Series tied 1-1 |
|  CCU won first meeting in 2005; DSU avenged loss with victory in '07 | | | | |
| Sep. 30 | *HAMPTON | ESPNU | 7:30 p.m. | HAM leads 22-14 |
|  Hornets intercept three passes in '09 win; teams have split last six mtgs. | | | | |
| Oct. 9 | *at Bethune-Cookman | - | 4:00 p.m. | DSU leads 19-16 |
|  Wildcats kick late FG to snap four-game losing streak to Hornets | | | | |
| Oct. 16 | *NO. CAROLINA A&T | - | 1:00 p.m. | Series tied 19-19-1 |
|  Hornets seek sixth straight homecoming win | | | | |
| Oct. 23 | *at Morgan State | - | 1:00 p.m. | MSU leads 28-23 |
|  Jaashawn Jones rushes for 107 yards and TD in 35-22 DSU win in '09 | | | | |
| Oct. 30 | *SO. CAROLINA STATE | - | 1:00 p.m. | SCS leads 25-15 |
|  Bulldogs outgain Hornets 513-225 in 2009 win | | | | |
| Nov. 6 | NO. CAROLINA CENTRAL | - | 1:00 p.m. | NCC leads 13-5-1 |
|  First meeting since 2004 (26-23 DSU loss) | | | | |
| Nov. 13 | *at Norfolk State | - | 1:00 p.m. | DSU leads 12-4 |
|  Spartans score 21 4th quarter points to stun Hornets | | | | |
| Nov. 20 | *at Howard | - | 1:00 p.m. | HU leads 34-31-1 |
|  Glaud passed for 315 yards, Darius Jackson catches 11 in '09 DSU win | | | | |

* - Mid-Eastern Athletic Conference game
HOME GAMES (AT ALUMNI STADIUM ON DSU CAMPUS) IN ALL CAPS
All times Eastern and subject to change

**DELAWARE STATE 2009 RESULTS
(4-7; 3-5 MEAC)**

| | | |
|----------|----------------------|----------|
| Sep. 5 | at Florida A&M* | L, 12-21 |
| Sept. 19 | at Delaware | L, 17-27 |
| Sept. 26 | at Hampton* | W, 21-6 |
| Oct. 10 | Bethune-Cookman* | L, 7-9 |
| Oct. 17 | at Michigan | L, 6-63 |
| Oct. 24 | Morgan State* | W, 35-22 |
| Oct. 31 | at So. Carolina St.* | L, 10-52 |
| Nov. 7 | at Winston-Salem St. | W, 24-21 |
| Nov. 14 | Norfolk State* | L, 16-21 |
| Nov. 21 | Howard* | W, 30-20 |

*-MEAC game

**- Includes forfeit loss to NCA&T

**SOUTHERN UNIVERSITY 2009 RESULTS
(6-5; 3-4 SWAC)**

| | | |
|----------|---------------------|----------|
| Sep. 5 | at La.-Lafayette | L, 19-42 |
| Sept. 12 | vs. Central St. | W, 68-0 |
| Sept. 19 | vs. Tenn. St. | W, 21-17 |
| Sept. 26 | vs. Alcorn St.* | W, 48-42 |
| Oct. 3 | at Jackson St.* | L, 14-22 |
| Oct. 17 | vs. Fort Valley St. | W, 55-23 |
| Oct. 22 | vs. Prairie View* | L, 14-16 |
| Oct. 31 | at Ark.-Pine Bluff* | W, 24-10 |
| Nov. 14 | vs. Alabama St.* | W, 34-24 |
| Nov. 28 | vs. Grambling St.* | L, 13-31 |
| Dec. 5 | at Tex. Southern * | L, 25-30 |

*-SWAC game

**2009 STATISTICAL COMPARISON
(NCAA RANKING)**

| Category | DSU | SU |
|------------------|--------------|------------|
| Rushing off. | 114.6 (87) | 126.1 (71) |
| Passing off. | 162.0 (94) | 239.8 (24) |
| Total off. | 276.6 (96) | 365.9 (37) |
| Scoring off. | 17.8 (93) | 30.5 (22) |
| Rushing def. | 179.5 (96) | 140.9 (58) |
| Pass eff. def. | 134.7 (94) | 113.3 (31) |
| Total def.. | 383.3 (89) | 343.5 (56) |
| Scoring def. | 26.2 (74) | 23.4 (60) |
| Net punting | 30.2 (107) | 30.9 (94) |
| Punt returns | 6.9 (71) | 4.1 (111) |
| Kick off returns | 23.5 (13) | 19.2 (81) |
| Turnover margin | .50 (26) | 1.64 (2) |
| Pass def.. | 204.8 (73) | 202.5 (69) |
| Pass eff. | 101.62 (100) | 140.0 (21) |
| Sacks | 1.70 (T-74) | 1.91 (51) |
| Tackles for loss | 4.70 (101) | 6.36 (41) |
| Sacks allowed | 2.00 (T-61) | 1.18 (15) |

THE GAME

Delaware State takes on Southern University (La.) in the *Sixth Annual MEAC/SWAC Challenge Presented by Disney* at Florida Citrus Bowl Stadium in Orlando. This is the first MEAC/SWAC Challenge contest for the Hornets, while Southern is making its second appearance (2007).

Delaware State will be the home team in the contest.

DSU posted a 4-7 overall record and 3-5 mark in the MEAC in 2009. The '09 Hornet losses included contests at major college Michigan, MEAC champion South Carolina State, perennial FCS power Delaware and a forfeit to North Carolina A&T.

The Hornets will feature a number of new starters this season, especially on defense. Just two starters from last season, tackle Andre Caroll and corner-back Francis Adjei, return to the defense. Caroll, a 2010 preseason All-MEAC First Team selection, led the Hornets with 56 total tackles and seven tackles-for loss in 2009. Adjei, who missed spring drills and part of preseason camp while eligibility issues were resolved, was second on the team with three interceptions and tied for fifth with 44 tackles last season. The remaining defensive starters were either back-ups last year, or new to the team.

The Delaware State offense returns six starters, including senior quarterback Anthony Glaud, a 2010 preseason All-MEAC Second Team pick. Glaud enters his second season as the Hornets' starting signal-caller. He was fourth in the MEAC in passing average (143.8 ypg), sixth in passing efficiency (108.3 rating) and sixth in total offense (153.4 ypg) in 2009. The Sicklerville, N.J., native completed 127 of 220 passes (57.7%) for 1,294 yards last season.

The offense also returns top running back Jaashawn Jones, who rushed for 632 yards (4.2 ypc) and five touchdowns in 2009. He ran for at least 100 yards in four of the last five games in '09.

Speedy receivers Darius Jackson and Larrone Moore lead the group. Jackson topped the Hornets with 41 catches for 476 yards to rank fifth in the MEAC in receptions per-game and 10th in receiving yards per contest. He tied the team record with 11 catches for a career-high 123 yards in the 2009 season finale. Moore made his mark as a receiver and kick returner last season. He was second on the team with 33 receptions for 315 yards.

The starting offensive line features three newcomers. The returning starters are left tackle Nail Muradymov and right guard Darryl Hicks.

Special teams, normally a team strength, is big question mark this season. The Hornets will feature freshmen at punter and placekicker. However, the kickoff and punt returners are among the top in the MEAC.

THE SERIES

The Hornets and Jaguars are meeting for the first time in 24 years, and just the third time overall. Delaware State won the two previous meetings between the teams, routing Southern 46-8 in 1985 in Baton Rouge, La., and coming out on top 21-14 the following year at the Independence Bowl in Shreveport, La.

In the 1985 contest, Delaware State's John Taylor, who later starred for the NFL's San Francisco 49ers scored three touchdowns (two receiving; one rushing) to lead the Hornets, who led 39-0 at the half. One of the Taylor's TD catches covered 93 yards, the second- longest in team history.

In the 1986 match up, Delaware State's Wing-T attack posted 318 yards rushing, including 156 by sophomore fullback Reggie Barnes.

Delaware State, under head coach Bill Collick, was 9-2 in 1985 and 9-1 during the '86 season.

DSU QUICK FACTS

General Information

| | |
|------------------------|-----------------------|
| Location | Dover, Del. 19901 |
| Founded | 1891 |
| Enrollment | 3,609 |
| President | Dr. Harry L. Williams |
| Faculty Representative | Dr. Jan Blade |
| Director of Athletics | Derek Carter |
| Nickname | Hornets |
| Colors | Columbia Blue & Red |
| National Affiliation | NCAA Div. I FCS |
| Conference | MEAC |
| Stadium | Alumni Stadium |
| Capacity | 7,000 |
| Surface | Artificial (A-Turf) |
| Press Box Phone | (302) 857-7651 |

History

| | |
|-------------------------|--------------------------------------|
| First Year of Football | 1924 |
| All-Time Record | 332-364-11 |
| All-Time MEAC Record | 116-128-1 |
| Conference Titles | Six ('85, '87', '88', '89, '91, '07) |
| All-Time Playoff Record | 0-1 |

Coaching Staff

| | |
|--------------------------|---|
| Head Coach | Al Lavan |
| Alma Mater | Colorado State/1968 |
| Record at DSU | 38-28 (.576)/ six seasons |
| Career Record | 40-29 (.580) (2-1 as interim head coach at Eastern Michigan, 2003) |
| Football Office Phone | (302) 857-7447 |
| Football Office Fax | (302) 857-7555 |
| Assistant Coaches | |
| Ray Petty | Def. Coordinator/OLBs |
| Doug Sams | Offensive Coordinator/QBs |
| Renato Diaz | Running Backs |
| Ronald Bolton | Defensive Backs |
| Curtis Thomas | WRs/Special Teams |
| Bobby Jones | Defensive Line |
| John Morgan | Inside Linebackers |
| Nick Calcutta | Offensive Line |
| Mike Gallagher | Tight Ends |
| Blake Saunders | Operations/Video Coordinator |
| Equipment Manager | Mark Springs |
| Dir. Sports Medicine | TBA |
| Administrative Assistant | Edna Piper |

Team Information

| | |
|--------------------------|----------------------------|
| 2009 Overall Record | 4-7** (2-2 home, 2-4 away) |
| 2009 MEAC Record | 3-5** (2-2 home, 1-3 away) |
| Conference Finish | T-6th |
| Final National Rankings | N/A |
| Offense | Multiple |
| Defense | 4-3 |
| Lettermen Returning (32) | |
| Offense | 17 |
| Defense | 16 |
| Specialists | 0 |
| Lettermen Lost (27) | |
| Offense | 10 |
| Defense | 15 |
| Specialists | 2 |

** - includes forfeit loss to North Carolina A&T

Starters Returning/Lost (7/17)

| | |
|-------------|-----|
| Offense | 6/5 |
| Defense | 2/9 |
| Specialists | 0/2 |

SCOUTING SOUTHERN



A new era begins for the Jaguars with the debut of Lyvonia "Stump" Mitchell as head coach. Mitchell replaces long time head coach Pete Richardson, who posted a 134-62 overall record in 17 seasons in Baton Rouge. Richardson had four 11-win seasons and a 12-win campaign, and led the Jaguars to the 2003 SWAC championship. Mitchell, who compiled an 8-24 record in three seasons as head coach at Morgan State (1997-99), comes to Southern after two years as an assistant coach (RBs) with the NFL's Washington Redskins.

The Jags must replace their starting quarterback (Bryant Lee), top receiver (Juamorris Stewart) and leading rusher (Brian Threat) from 2009, when it featured the SWAC's No. 1 offense. Last season, Southern was tops in its league in total yards (365.9 ypg) and second in passing (239.8 ypg).

Sophomore Jeremiah McGinty (6-0, 200) is expected to assume the starting quarterback spot after seeing limited action as a back up in 2009.

Gary Holliman (r-sr., 6-1, 215) is the team's top returning runner. Last season, he rushed for 346 yards (6.8 ypc) and a team-high six touchdowns.

Curry Allen (jr., 6-3, 200) is Southern's best returning receiver. He had 26 receptions for 336 yards and three TDs last season.

A strong point of the team is the offensive line, which returns four of five starters. Center Ramon Chinyoung (r-sr., 6-2, 295) was a 2009 All-SWAC First Team selection.

On defense, the Jaguars return five of their top six tacklers from last season.

The defense is led by Black College All-America free safety Jason House (r-sr. 6-0, 190), who was tops among all FCS players in interceptions (.91 pg) in 2009 (10 total interceptions). In addition, he recorded 47 tackles and 12 pass breaks last year.

Outside linebacker Andre Coleman (r-jr.; 6-1, 230) returns after leading the team with 68 total tackles (26 solo). He was also credited with six tackles for loss, two interceptions and a sack.

The top returning lineman is nose tackles Jordan Miller (sr. 6-2, 282), who had total 54 tackles and led the team in tackles for loss (9.5) and sacks (5.5) in '09.

Strong safety Dominic Rogers (so., 5-10, 185) was fourth on the team with 51 tackles, including 6.5 TFL, last season. He was also credited with two interceptions and seven pass break ups.

SOUTHERN QUICK FACTS

| | |
|----------------------------|------------------------------------|
| Name of School: | Southern University & A.M. College |
| City/Zip: | Baton Rouge, La. 70313 |
| Founded: | 1880 |
| Enrollment: | 7,500 |
| Nickname: | Jaguars |
| School Colors: | Columbia Blue & Gold |
| Stadium: | A.W. Mumford Stadium |
| Capacity: | 25,500 |
| Surface: | Natural Grass |
| Affiliation: | NCAA Division I FCS |
| Conference: | Southwestern Ath. (SWAC) |
| System President: | Dr. Ronald Mason |
| Chancellor: | Dr. Kofi Lomotey |
| Athletics Director: | Greg LaFleur |
| Athletic Website: | www.gojagsports.com |

| | |
|---------------------------------|----------------------------|
| 2009 Record: | 6-5 |
| 2009 SWAC record/finish: | 3-4/T-4 th West |

HISTORY

| | |
|------------------------------|------------|
| 1st Year of Football: | 1916 |
| All-Time Record: | 530-307-27 |

| | |
|--------------------------|--------------------------|
| HEAD COACH: | Lyvonia "Stump" Mitchell |
| Alma Mater: | The Citadel '68 |
| Record at School: | 0-0/First year |
| Career Record: | 8-24/3 Years |
| Mitchell vs. DSU: | 2-1 |

| | |
|-----------------------|----------|
| Basic Offense: | Multiple |
| Basic Defense: | Multiple |

| | |
|----------------------------------|-------|
| Lettermen returning/lost: | 45/25 |
| Starters returning/lost: | 16/8 |

HORNET MEDIA AVAILABILITY

Schedule subject to change. Please contact Dennis Jones (302-857-6068) for any changes.

Monday (Aug. 30)

Coach Lavan and players available after practice (approx. 6:00 p.m.)

Game notes available on DSUHornets.com

Tuesday (Aug. 31)

MEAC Weekly Teleconference (10:00 a.m.—12:00 p.m.; Coach Lavan available at 10:33 a.m.)

Coach Lavan and players available after practice (approx. 6:00 p.m.)

Wednesday (Sep. 1)

Coach Lavan and players available after practice (approx. 6:00 p.m.)

Thursday (Sep. 2)

Coach Lavan and players available after practice (approx. 6:00 p.m.)

Friday (Sep. 3)

Hornets travel to Orlando, Fla. for season opener vs. Southern ... visit Disney World ... attend MEAC/SWAC Challenge Kickoff Banquet

Saturday (Sep. 4)

Hornets will practice from 2:00 p.m. to 3:00 p.m. at Citrus Bowl Stadium in Orlando, Fla.

Sunday (Sep. 5)

Season opener vs. Southern in Orlando, Fla. ... game time 12:00 p.m.

MEAC WEEKLY TELECONFERENCE

The MEAC holds a weekly conference call featuring league head football coaches each Tuesday during the season. The schedule is as follows:

| | |
|-------------------|--------------------------------|
| 10:00 a.m. | MEAC Notes |
| 10:03 a.m. | Donald Hill-Eley (Morgan St.) |
| 10:13 a.m. | Alonzo Lee (NCA&T) |
| 10:23 a.m. | Mose Rison (NC Central) |
| 10:33 a.m. | Carey Bailey (Howard) |
| 10:43 a.m. | Al Lavan (Delaware St.) |
| 10:53 a.m. | Buddy Pough (SC State) |
| 11:03 a.m. | Donovan Rose (Hampton) |
| 11:13 a.m. | Pete Adrian (Norfolk St.) |
| 11:23 a.m. | Brian Jenkins (Beth-Cookman) |
| 11:33 a.m. | Joe Taylor (Florida A&M) |
| 11:43 a.m. | Julius Dixon (Savannah St.) |

Contact Patricia Porter, MEAC Media Relations (757-416-7116), or Dennis Jones, DSU Athletic Media (302-857-6068) for teleconference conference.

MEAC/SWAC CHALLENGE

The MEAC/SWAC Challenge is an annual Historically Black College football game showcasing a team from the Mid-Eastern Athletic Conference (MEAC) and the Southwestern Athletic Conference (SWAC). The game is played annually at a neutral site. The MEAC/SWAC Challenge is an ESPN Regional TV (ERT) owned and operated event.



This will mark the first time the game, which will be produced in high definition, will be offered on ESPN.

"The MEAC/SWAC Challenge is developing into a premier HBCU football event," said MEAC/SWAC Challenge Executive Director Nikki Godfrey. "We are eagerly looking forward to bringing the sixth edition of the event to the Orlando community and to a national stage on ESPN. The football game and its many ancillary events showcase the best of the black college football experience."

This is Delaware State's first appearance in the MEAC/SWAC Challenge. Southern played in the event in 2007, defeating Florida A&M 33-27 and earning the SWAC's first MEAC/SWAC Challenge trophy at historic Legion Field in Birmingham, Ala.

MEAC/SWAC CHALLENGE HISTORY

| | |
|-------------|---|
| 2005 | Birmingham, Ala. (Legion Field) So. Carolina State 27 (MEAC) Alabama St. 14 (SWAC) |
| 2006 | Birmingham, Ala. (Legion Field) Hampton 27 (MEAC) Grambling St. 26 (SWAC) |
| 2007 | Birmingham, Ala. (Legion Field) Southern 33 (SWAC) Florida A&M 27 (MEAC) |
| 2008 | Orlando, Fla. (Citrus Bowl) Hampton 17 (MEAC) Jackson St. 13 (SWAC) |
| 2009 | Orlando, Fla. (Citrus Bowl) So. Carolina State 34 (MEAC) Grambling St. 31 (SWAC) |

MEAC leads 4-1

The inaugural MEAC/SWAC Challenge in 2005 showcased the MEAC's South Carolina State vs. Alabama State of the SWAC, with South Carolina State prevailing, 27-14. In 2006, the contest went into overtime with the MEAC's Hampton University defeating the SWAC's Grambling State, 27-26. In 2008, Hampton defeated Jackson State 17-13 at Citrus Bowl Stadium. MEAC power South Carolina State took earned the trophy in 2009, defeating the SWAC's Grambling State 34-31. The MEAC leads the series 4-1. Teams for future games are determined on an annual basis.

ESPN National Football League and college football analyst **Herm Edwards** will serve as keynote speaker at the kickoff banquet for the sixth annual **MEAC/SWAC Challenge** Presented by Disney. A former standout defensive back for the Philadelphia Eagles, Edwards was also

head coach of the New York Jets and Kansas City Chiefs.

For the fourth straight year, ESPN *SportsCenter* anchor **Jay Harris** will serve as emcee for the kickoff banquet on Friday, Sept. 3, at Disney's Hollywood Studios. The banquet spotlights the schools, players and coaches participating in the MEAC/SWAC Challenge. This year's game will showcase the MEAC's Delaware State against the SWAC's Southern University at Florida Citrus Bowl Stadium in Orlando, Fla., on Sunday, Sept. 5, at noon on ESPN/ESPN HD and ESPN3.com.

CITRUS BOWL STADIUM (capacity 70,000)



The **Florida Citrus Bowl**, formerly **Orlando Stadium**, **Tangerine Bowl** and the **Citrus Bowl**, is hosting its third MEAC/SWAC Challenge. Its main events are the Capital One Bowl, the Champs Sports Bowl and Monster Jam. It also hosts the annual Florida Classic between Florida A&M and Bethune-Cookman. The Citrus Bowl is also primary home of the Florida Tuskers of the United Football League. From 1979-2006, it served as the home of the UCF Knights football team. It was also one of

the nine venues used for the 1994 FIFA World Cup.



MEAC/SWAC CHALLENGE

WALTER PAYTON AWARD

The MEAC/SWAC Challenge presented by Disney also features a Walter Payton Achievement Award. The award is presented to one player from each of the schools participating in the annual MEAC/SWAC Challenge.

Delaware State's Walter Payton Achievement Award nominees are: senior defensive tackle **Andre Carroll**, senior linebacker **Kevin Green** and senior wide receiver/kick returner **Larrone Moore**.

The winner from each school are determined by online fan voting.

The Walter Payton Achievement Award was first presented in 2008. Like Payton, who starred at Jackson State from 1971 to 1974 and earned his bachelor's degree in communications, the recipients must be high achievers in the classroom and on the football field. Nominees are selected by a committee consisting of academic advisers and coaches. The inaugural award recipients, in 2008, were Jackson State University linebacker Marcus Smith and Hampton University wide receiver Kevin Teel.

Winners from each school will be announced and honored at the MEAC/SWAC Challenge Kickoff Banquet on Friday, Sep. 3 at Disney's Hollywood Studios.



HORNETS MAKE HISTORY WITH ESPN APPEARANCE

Sunday's MEAC/SWAC Challenge between Delaware State and

Southern will be televised live on ESPN for the first time in the history of the event. The contest will also air on ESPN HD and ESPN3.com, meaning it will be available to hundreds of millions of viewers around the world.

This will mark the first appearance for any Delaware State sports team on ESPN.

The DSU football team's historic meeting against the University of Delaware in the 2007 NCAA Playoffs was televised live on ESPN2.

Delaware State teams, including men's and women's basketball, bowling, softball, baseball, volleyball and football have made numerous appearances on ESPNU under the Mid-Eastern Athletic Conference agreement with the network.

Delaware State's 2005 football opener at Florida A&M was the first televised contest under the MEAC/ESPNU television agreement.

The Hornets will make another appearance on ESPNU this season. The network will air the Delaware State/Hampton contest on Thursday, Sep. 30 (7:30 p.m.) from DSU's Alumni Stadium.

DELAWARE STATE SELECTS 2010 CAPTAINS

Delaware State heads coach Al Lavan has announced that quarterback **Anthony Glaud**, offensive lineman **Darryl Hicks**, wide receiver/kick returner **Larrone Moore**, defensive tackle **Andre Carroll** and cornerback **Francis Adjei** will serve as team captains for the 2010 season. Glaud (sr.) is in his third year with the team, and second as starting quarterback. Hicks (sr.) is in his second year as a Hornet after two years at Hudson Valley Community College (N.Y.). Moore (sr.) will also serve as a special teams captain each week, while Carroll and Adjei are fifth-year seniors.

FOUR HORNETS EARN MEAC PRESEASON

HONORS

Senior defensive tackle was the lone Delaware State player on the 2010 preseason All-MEAC First Team. Carroll was tops on the Hornets with 56 total tackles and 7.5 tackles-for-loss last season. He was a 2009 All-MEAC Second Team pick.

DSU Quarterback Anthony Glaud (sr.) and running back Jaashawn Jones (jr.) were named to the preseason All-MEAC Second Team offense. Larrone Moore (sr.) was selected to the second team as the return specialist.

Glaud is in his second year as the Hornets' starting quarterback after transferring from Bowling Green in 2008. He completed 127 of 220 passes (57.7%) for 1,294 yards and five touchdowns last season. He was sixth in the MEAC with a 108.3 passer rating in 2009. Glaud also rushed for five TDs last year.

Jones was tops on the Hornets with 632 yards rushing (5 TDs) last year. He topped the 100-yard mark in four of the last five games in '09.

Moore was 14th in the nation with a 25.6 yard kickoff return average in 2009. He had a 90-yard return for a touchdown against South Carolina State and a 52-yard return against Michigan.

HORNETS 7TH IN MEAC PRESEASON POLL

Delaware State has been picked to finish seventh in the 2010 MEAC football race, according to a poll of league head coaches and sports information directors.

The Hornets collected 120 total votes in the poll. South Carolina State has been picked to win its third straight MEAC title. The Bulldogs collected 15 of 18 first place votes and 315 total votes. Florida A&M is second in the poll. The Rattlers recorded two first place votes and 268 total votes.

Delaware State was tied with Hampton and North Carolina A&T for sixth place in the MEAC with a 3-5 mark (4-7 overall) in 2009.

2010 MEAC Predicted Order of Finish

| | |
|--|------------------|
| 1. South Carolina State (15 first place votes) | 315 total points |
| 2. Florida A&M (2) | 268 |
| 3. Norfolk State | 190 |
| 4. Hampton (1) | 167 |
| 5. Morgan State | 166 |
| 6. North Carolina A&T | 150 |
| 7. Delaware State | 120 |
| 8. Bethune-Cookman | 68 |
| 9. Howard | 32 |

HORNETS WELCOME ADJEI'S RETURN



When the 2009 Delaware State season ended, there was little hope that cornerback **Francis Adjei** (pronounced *Ah-jay*) would return to the team for a redshirt senior campaign.

The Silver Spring, Md., native and two-year starter did not participate in this year's spring drills, leading to further speculation he would not rejoin the team. After soul searching and resolving some potential eligibility issues, Adjei has decided to put on the uniform for the 2010

season.

The move could not come at a more critical time for the Delaware State defense, which now features just two returning starters (Adjei and tackle Andre Carroll) from last year.

In 2009, Adjei was second on the Hornets with three interceptions and tied for fourth on the team with 44 tackles. He was also credited with seven pass deflections (tied for second on the team) and four pass break ups.

During the 2008 season, Adjei started every game at left cornerback for the Hornets. He was tied for second on the team with three interceptions and finished second on the squad with 40 tackles (32 solo).

He enters the 2010 season with 86 total tackles and six interceptions at Delaware State (32 games).

GLAUD IN CHARGE OF DSU OFFENSE

With two seasons in the Delaware State offense under his belt, a solid group of receivers and an improved running game, quarterback **Anthony Glaud** is poised for a memorable senior season with the Hornets.



Glaud, who transferred to DSU from Bowling Green in 2008, enters his second season as the Hornets' starter after completing 127-of-220 passes (57.5%) for 1,294 yards in nine games as a junior in 2009. He ranked fourth in the MEAC in passing average (143.8 ypg), sixth in passing efficiency (108.3 rating)

and sixth in total offense (153.4 ypg).

The Sicklerville, N.J., native is hoping his performance in the 2009 finale is a sign of things to come. He connected on 23-of-31 passes for 315 yards in DSU's 30-20 win over Howard in last season's final game. The 315 passing yards rank fifth for a game in team history, while the 23 completions is tied for the Hornets' fifth-best all-time.

Glaud has a stable of speedy receivers in his arsenal this season. The receiving corps is led by junior Darius Jackson, who led the Hornets in receptions (44) and receiving yards (476) last season. DSU's second leading receiver in 2009, Larrone Moore, is also back after hauling in 33 passes a year ago.

Glaud is also counting on Delaware State's running game, led by junior back Jaashawn Jones, will keep defenses from putting too much pressure on him this season.

Glaud needs just 183 yards to reach 2,000 yards passing at DSU. He threw for 639 yards as a redshirt freshman at Bowling Green.

MEAC coaches and sports information directors selected Glaud to the league's 2010 preseason second team.

"D-JACK" HAS SIGHTS ON RECORD BOOK

After catching 44 passes in 10 games, including a school record-tying 11 in the 2009 finale, some are predicted junior wide receiver **Darius Jackson** is a strong candidate to eclipse the Hornets' single season mark for receptions this year.

The DSU record for catches in a season is 57 by **Thomas Bolden** in 2004.

Jackson tied the Delaware State single game mark with 11 receptions in the Hornets' 30-20 win over Howard in the final game of the 2009.


The Quincy, Fla., native enters his third season at Delaware State with 59 catches for 776 yards.

Delaware State single season reception leaders

| | |
|----|--------------------------------|
| 57 | Thomas Bolden (2004)/697 yards |
| 55 | Shaheer McBride (2005)/852 |
| 53 | David Jones (1990)/1,049 |
| 51 | Albert Horsey (2000)/839 |
| 50 | Shaheer McBride (2007)/586 |
| 50 | Shaheer McBride (2005)/720 |

KEEPING UP WITH JONES

Junior running back **Jaashawn Jones** enters the 2010 season with a chance to achieve something no Hornet has done in 27 years.



Jones is seeking his fourth consecutive 100-yard rushing game after topping the century mark in the last three contests of the 2009 season. The Neptune, N.J., native closed out the '09 campaign with 143 yards vs. Winston-Salem State, 117 against Norfolk State and 130 vs. Howard.

Prior to Jones, the last DSU player to rush for 100-or-more yards in three straight games was **Emmanuel Marc** in 2006.

The last Hornet to top 100 yards in four straight games was **Phil Anderson** in 1993.

SPOTLIGHT ON DEFENSE

The defense will feature nine new starters as it looks to improve on last year's performance, which was not as bad as the final numbers might indicate.

The Hornets return just two starters (DL Andre Carroll & DB Francis Adjei) and 15 other letterwinners from last year's defense, whose overall performance was not as bad as the statistics may indicate. Last year's defensive statistics took a big hit in lopsided losses to Michigan (727 yards allowed) and South Carolina State (513).

Delaware State was 89th in the nation (9th in MEAC) in total defense at 383.80 yards per game last season. The Hornets were 96th nationally (8th MEAC) in rushing defense (179.0 ypg), 73rd (9th MEAC) in pass defense (204.8 ypg) and 74th (8th MEAC) in scoring defense (26.2 ppg).

Delaware State's defense forced 22 turnovers, including 13 interceptions, and accounted for four touchdowns last season.

Eight of the nine new defensive starters on saw action as backups in 2009, including linebackers Kevin Green (27 tackles), John Sutton (14 tackles; 1 sack) and Quentin Ferguson (12 tackles). In the secondary, SS Calvin Miner (23 tackles), FS Tavis Tabb (13 tackles; 1 INT) and CB Jomah Watson (5 tackles) gained valuable experience as reserves last season.

The Hornets have three new starters along the front line. Left end Aaron Richardson (9 tackles; 3 TFL) was impressive in limited action, while right end Quintin Fortes (2 tackles) played sparingly in 2009. New RT Darrell Brown (jr.) is in his first year with the Hornets after two seasons at Hudson Valley CC (N.Y.).

SPECIAL TEAMS A MIXED BAG

The Delaware State kicking game is also a big question mark entering the 2010 season. The Hornets will open the season with freshmen at punter and placekicker for the first time in recent memory. Marco Kano is a 6-6 punter out of Cottbus, Germany. Kano made a name for himself in the German club football league. He was referred to the Hornets by former DSU special teams coach Bernd Gottschalk. New placekicker Mario Diaz-Aviles, a "recruited walk-on," caught the attention of Delaware State staff after the Washington, D.C., native sent the staff a tape.

The Hornets are expected to be strong in the kick return game again this season.

Delaware State was tops in the MEAC, and 13th in the nation, with a 23.5 yard kickoff return average last season. Travis Tarpley (r-so.) was second in the MEAC, and 10th among all FCS players, with a 26.3 yard kickoff return average in '09. He had a top return of 85 yards in 2009. Larrone Moore was third in the MEAC and 16th in the nation in kickoff returns, averaging 25.6 yards on 18 attempts, highlighted by a 90-yard touchdown against South Carolina State and a 51-yard effort at Michigan.

Justin Wilson (r-so.) and Darius Jackson (jr.) and will also figure in the kick return game this season.

NEUTRAL GROUND

The MEAC/SWAC Challenge in Orlando, Fla., will also mark the first time that Delaware State has played at a neutral site in four years. The Hornets opened the 2006 season with a 34-14 win over Florida A&M in the Detroit Classic at Ford Field, home of the NFL's Detroit Lions, in their last neutral site contest. It is also the team's only neutral site game since Al Lavan became

Since 1984, Delaware State is 6-4 in games played at neutral sites.

Delaware State neutral site contests (since 1984)

| OPP. | W/L | SITE | YEAR |
|----------------------|------------|-------------------------------|-------------|
| Florida A&M | W, 34-14 | Detroit, Mich. (Ford Field) | 2006 |
| Norfolk State | W, 43-13 | San Diego, Cal. (Qualcomm) | 2001 |
| Bethune-Cookman | L, 24-49 | Phila., Pa. (Veterans Stad.) | 2001 |
| No. Carolina Central | L, 16-21 | Atlantic City (NJ) Conv. Hall | 1996 |
| Florida A&M | L, 18-25 | Phila., Pa. (Veterans Sta.) | 1994 |
| Grambling St. | W, 45-42 | Pontiac, Mich. (Silverdome) | 1992 |
| Jackson St. | W, 37-34 | Wash., D.C. (RFK Stad.) | 1991 |
| Jackson St. | L, 25-28 | Phila., Pa. (Franklin Field) | 1986 |
| NCA&T | W, 30-16 | Phila., Pa. (Franklin Field) | 1985 |
| SC State | W, 50-36 | Phila., Pa. (Franklin Field) | 1984 |

SUNSHINE STATE HOMECOMING

Delaware State will have more than students and alumni cheering them on at the MEAC/SWAC Challenge in Orlando. The 2010 Hornet roster features six players from the state of Florida who will have cheering sections of their own at the game.

WR **Darius Jackson** and QB **Micah Brown** were high school teammates in Quincy, Fla., while Sunshine State natives DB **Calvin Miner** (Sanford), WR **Joseph "Bo" Ceravolo** (Venice), DB **Alex Perry** (Jacksonville) and OL **Jonathan Mills** (Ft. Lauderdale) are also returning home in Delaware State uniforms this weekend.

SEASON OPENERS

Delaware State is 4-2 in season openers under head coach Al Lavan. The Hornets fell to Florida A&M 21-12 in Tallahassee, Fla., in last year's season opener, snapping a four-game DSU win streak in opening games.

Since 1981, Delaware State is 16-13 in season opening games.

Al Lavan in season openers

| Opp. | H/A/N | W/L | Year |
|------------------|--------------|---------------|-------------|
| MASSACHUSETTS | H | L, 0-51 | 2004 |
| Florida A&M | A | W, 21-17 | 2005 |
| Florida A&M | N* | W, 34-14 | 2006 |
| COASTAL CAROLINA | H | W, 23-18 | 2007 |
| FLORIDA A&M | H | W, 35-28 (OT) | 2008 |
| Florida A&M | A | L, 21-21 | 2009 |

NEW STAFFERS

Al Lavan has added two coaches to his staff this season. New offensive line coach **Nick Calcutta** rejoined the Hornets last February after serving as the offensive line/tight ends coach at Mid-Eastern Athletic Conference (MEAC) rival Howard in 2009.

During his first stint at Delaware State, Calcutta served as defensive line/special teams coordinator under former head coach Bill Collick in 1996. His resume also includes ten other colleges, including Memphis State, Southern Illinois, Winston-Salem State, South Carolina State and Tennessee State.

DSU's new inside linebackers coach, **John Morgan**, joined the staff this past spring after serving as head football coach at Friendly High School in Fort Washington, Md., where in 2008 he led his team to the 1A/2A/3A County Championship.

In 2007, Morgan was defensive coordinator at North Carolina Central University. Morgan was a defensive intern at the University of Maryland during the 2006 season, which ended with a victory in the Champs Sports Bowl for the Terps.

WHAT'S AHEAD

The Hornets will play their 2010 home opener on Sep. 11 against Florida A&M. Game time is 6:00 p.m. at Alumni Stadium. The Hornets will honor area emergency services workers during the contest.

Also, Delaware State's 2010 contest against Hampton has been moved to Thur., Sep. 30 (from Oct. 2). The 7:30 p.m. contest from Alumni Stadium will be televised live on ESPNU.

2010 MID-EASTERN ATHLETIC CONFERENCE

Final 2010 Standings

| | MEAC | Overall |
|-------------------------|------------|------------|
| Bethune-Cookman | 0-0 | 0-0 |
| Delaware State | 0-0 | 0-0 |
| Florida A&M | 0-0 | 0-0 |
| Hampton | 0-0 | 0-0 |
| Howard | 0-0 | 0-0 |
| Morgan State | 0-0 | 0-0 |
| Norfolk State | 0-0 | 0-0 |
| North Carolina A&T | 0-0 | 0-0 |
| South Carolina State | 0-0 | 0-0 |
| North Carolina Central# | | 0-0 |
| Savannah State# | | 0-0 |



Final 2009 Standings

| | MEAC | Overall |
|-----------------------|------------|------------|
| South Carolina State | 8-0 | 10-2 |
| Florida A&M | 6-2 | 8-3 |
| Norfolk State | 5-3 | 7-4 |
| Morgan State | 4-4 | 6-5 |
| Bethune-Cookman | 4-4 | 5-6 |
| Hampton | 3-5 | 5-6 |
| No. Carolina A&T | 3-5 | 5-6 |
| Delaware State | 3-5 | 4-7 |
| Howard | 0-8 | 2-9 |

- Provisional members; ineligible for MEAC title

This Week in the MEAC

Thu., Sep. 2

| | |
|--------------------------------|-----------|
| Norfolk State at Rutgers | 7:30 p.m. |
| Johnson C. Smith at NC Central | 7:00 p.m. |
| Florida A&M at Miami, Fla. | 7:00 p.m. |
| Hampton at Central Michigan | 7:00 p.m. |

Sat., Sep. 4

| | |
|--------------------------------------|-----------|
| South Carolina State at Georgia Tech | 1:00 p.m. |
| Howard at Holy Cross | 1:00 p.m. |
| Edward Waters at Bethune-Cookman | 4:00 p.m. |
| Winston-Salem St. at NCA&T | 6:00 p.m. |
| Bowie State at Morgan State | 6:00 p.m. |
| Savannah State at Georgia Southern | 6:00 p.m. |

Sun., Sep. 5

| | |
|-----------------------------|------------|
| Southern vs. Delaware State | 12:00 p.m. |
|-----------------------------|------------|

2010 Preseason All-MEAC First Team

Offense

| | | |
|----|-------------------|----------------------|
| QB | Malcolm Long | South Carolina State |
| RB | DeAngelo Branche | Norfolk State |
| RB | Phillip Sylvester | Florida A&M |
| TE | Lamont Bryant | Morgan State |
| WR | Willie Carter | Howard |
| WR | Isaac West | Florida A&M |
| OL | Johnny Culbreath | So. Carolina State |
| OL | Julvahr Nathan | So. Carolina State |
| OL | Josh Harrison | So. Carolina State |
| OL | Kendall Noble | Norfolk State |
| C | Sam Timothy | So. Carolina State |

Defense

| | | |
|-----------|---------------------|-----------------------|
| DL | Andre Caroll | Delaware State |
| DL | Kenrick Ellis | Hampton |
| DL | Josh Turner | Norfolk State |
| DL | Jayson Ayers | So. Carolina State |
| LB | Alvis Graham | Florida A&M |
| LB | David Erby | So. Carolina State |
| LB | Julio Sanchez | Hampton |
| DB | Qier Hall | Florida A&M |
| DB | Justin Ferrell | NCA&T |
| DB | Quay Long | NCA&T |
| DB | Darren McKhan | Morgan State |
| P | Nicholas Adams | Morgan State |
| PK | Trevor Scott | Florida A&M |
| Ret. | Dwight Fluker-Berry | Norfolk State |

DELAWARE STATE HEAD COACH AL LAVAN



Al Lavan is in his seventh season as head coach of the Hornets. Since coming to Delaware State in 2004, he has spearheaded a resurgence in the program, highlighted the team's first Mid-Eastern Athletic Conference championship in the 16 years and the school's first NCAA Tournament appearance in 2007.

In six seasons at DSU, Lavan has posted an overall record of 38-28 (.576), including a 32-15 mark in MEAC contests (.681). In the three years prior to his arrival, the Hornets were 10-24 overall and 6-17 in league games. Delaware State had just one winning season in the eight years before Lavan took the job. He ranks third on the list for most coaching victories at DSU (38).

Lavan has a 40-29 career record as a head coach, including a 2-1 mark during an interim stint at Eastern Michigan in 2003.

In 2007, Lavan led the Hornets to a school-record 10 wins, their first Mid-Eastern Athletic Conference (MEAC) championship since 1991 and first ever appearance in the NCAA playoffs. In addition, the 2007 Hornets were ranked as high as No. 10 in the weekly Sports-Network Football Championship Subdivision poll and were No. 15 in the final poll. That season, the Hornets became

More than the on-field improvement, Lavan has brought a change of attitude to the program.

In addition to establishing the first comprehensive strength and conditioning program in team history, he spearheaded changes in the team's academic, recruiting, practice and discipline policies. The team is also benefiting from new audio/visual and computer equipment, thanks to a generous donation from prominent alumni spurred by Lavan's outreach efforts to university supporters.

Lavan brought more than 30 years of professional and collegiate coaching experience to Delaware State.

Prior to accepting the Delaware State position, Lavan served two seasons as an assistant coach at Eastern Michigan University. He was promoted to assistant head coach for the 2003 football season, and upon the late-season firing of then-head coach Jeff Woodruff, Lavan was named interim head coach. After he took over the 1-8 team, Eastern Michigan won two of its final three games.

In more than 18 years as a NFL assistant, Lavan's resume' includes stints with the Atlanta Falcons, Dallas Cowboys, San Francisco 49ers, Baltimore Ravens, and the Kansas City Chiefs.

He was a member of George Seifert's 1990 Super Bowl champion San Francisco 49ers' coaching staff. That team included former Delaware State University standout John Taylor, who caught a touchdown pass in the 49ers' 55-10 win over the Denver Broncos in Super Bowl XXIV.

In Dallas, Lavan worked under Hall of Fame head coach Tom Landry. He helped Cowboy running backs Tony Dorsett and Herschel Walker combine for six 1000-yard seasons.

He helped lead Dallas to division titles in 1981 and '85, and wild card playoff berths in 1980 and '83.

Lavan's collegiate coaching tenure includes stops at Colorado State, Louisville, Iowa State, Georgia Tech, Stanford, and Washington.

After a standout career at Colorado State University, Lavan was selected as a defensive back by the NFL's Philadelphia Eagles in the eighth round of the 1968 draft. He also played two seasons for the Atlanta Falcons before his professional career was cut short by a neck injury.

LAVAN QUICK FACTS

Seventh Season

Born: September 13, 1946 in Fort Pierce, Fla.

Education: Bachelor's degree from Colorado State University in 1968.

Playing Experience: Four-year letterwinner at Colorado State University as a safety ... Drafted by Philadelphia Eagles (eighth round 1968 NFL Draft - 204th pick overall) ... Played two seasons for Atlanta Falcons ('69-'70).

Honors and Awards: (2008) - DSU "Making A Difference Award" ... Head Coach American Heritage Bowl/Navy-Marine Corps All-Star Classic ... (2007) - Pigskin Club of Washington MEAC Coach of the Year ... FDC Region II Coach of the Year ... Eddie Robinson Award runner-up ... (1990) - Super Bowl championship coach (49ers).

the second team in the history of the MEAC to post an 8-0 record in league play (10-1 overall regular season).

Delaware State was recognized as the 2007 American Sports Wire Division I Black College National Champions and No. 2 in the final Sheridan Broadcast Network poll of Historically Black College & University teams.

Lavan was honored as the 2007 Pigskin Club of Washington, D.C., MEAC Coach-of-the-Year and Football Championship Subdivision Region II Coach-of-the-Year. He was second in the voting for the 2007 Eddie Robinson Award, recognizing the top Football Championship Subdivision coach, and was awarded the 2008 Making A Difference Award by the DSU Alumni Association.

The Fort Pierce, Fla., native was also selected as head coach for the 2008 American Heritage Bowl/Navy-Marine Corps All-Star Classic in San Clemente, Calif. He guided the Northeast All-Stars to a 24-7 victory in the contest.

The year before Lavan's arrival, the Hornets lost their first nine games en route to a 1-10 overall record.

LAVAN'S HEAD COACHING RECORD

| YEAR | SCHOOL | W-L | PCT | |
|------|------------------|------|------|-------------|
| 2003 | Eastern Michigan | 2-1 | .677 | |
| 2004 | Delaware State | 4-7 | .364 | |
| 2005 | Delaware State | 7-4 | .636 | |
| 2006 | Delaware State | 8-3 | .727 | |
| 2007 | Delaware State | 10-2 | .833 | MEAC Champs |
| 2008 | Delaware State | 5-6 | .455 | |
| 2009 | Delaware State | 4-6 | .400 | |

| | | |
|---------------------------------|--------------|-------------|
| DSU totals (six seasons) | 38-28 | .575 |
| EMU totals (three games) | 2-1 | .667 |
| Career totals | 40-29 | .580 |

DELAWARE STATE HEAD COACH AL LAVAN, cont.



Lavan vs. all opponents

| | |
|-------------------------------|------------|
| *Ball State | 1-0 |
| Bethune-Cookman | 4-2 |
| Central Connecticut | 0-1 |
| *Central Florida | 1-0 |
| Coastal Carolina | 1-1 |
| Concord (WV) | 1-0 |
| #Delaware | 0-2 |
| Elon | 0-1 |
| Florida A&M | 4-1 |
| Hampton | 3-3 |
| Howard | 5-1 |
| James Madison | 0-1 |
| Kent State | 0-2 |
| Michigan | 0-1 |
| Massachusetts | 0-1 |
| Millersville (Pa.) | 1-0 |
| Morgan State | 4-2 |
| Norfolk State | 5-1 |
| North Carolina A&T | 5-0 |
| North Carolina Central | 0-1 |
| *Northern Illinois | 0-1 |
| Northwestern State (La.) | 0-1 |
| St. Francis (Pa.) | 1-0 |
| South Carolina State | 2-4 |
| Southern Illinois | 0-1 |
| Winston-Salem State | 2-1 |

* - While interim head coach at Eastern Michigan

- Including NCAA FCS playoffs (2007)

2010 opponents in bold

DSU ALL-TIME COACHING WINS

| | |
|----------------------------------|-----------|
| Bill Collick (1985-96) | 81 |
| Edward Jackson (1933-45; 53-55) | 47 |
| Al Lavan (2004 — present) | 38 |
| Arnold Jeter (1967-74) | 25 |
| Joe Purzycki (1981-84) | 21 |
| Edmond Wyche (1975-80) | 18 |
| Bennie J. George (1956-59) | 17 |
| Ben Blacknall (2000-2003) | 16 |
| Thomas Conrad (1946-49) | 15 |
| Roy D. Moore (1961-64) | 15 |

AL LAVAN'S DSU YEAR-BY-YEAR RESULTS

2004 (4-7; 4-3 MEAC)

| | | |
|-----------------------|-------|---------------------|
| Lavan (4-7; 4-3 MEAC) | | |
| L | 0-51 | MASSACHUSETTS |
| L | 23-26 | NC CENTRAL |
| L | 13-49 | at Elon |
| L | 0-49 | SO. ILLINOIS |
| W | 28-23 | HAMPTON* |
| L | 16-45 | at Bethune-Cookman* |
| W | 15-6 | NO. CAROLINA A&T* |
| L | 30-34 | at Morgan State* |
| L | 14-28 | SC STATE* (HC) |
| W | 33-28 | at Norfolk State* |
| W | 32-13 | at Howard* |

* - MEAC game

2005 (7-4; 6-2 MEAC)

| | | |
|--------------------------|-------|------------------------|
| Lavan (11-11; 10-5 MEAC) | | |
| W | 21-17 | at Florida A&M* |
| W | 38-6 | MILLERSVILLE |
| L | 7-65 | at James Madison |
| L | 6-24 | at Coastal Carolina |
| L | 8-26 | at Hampton* |
| W | 17-0 | BETH.-COOKMAN* |
| W | 23-13 | at No. Carolina A&T* |
| W | 41-14 | MORGAN STATE* |
| L | 3-24 | at So. Carolina State* |
| W | 38-17 | NORFOLK STATE* |
| W | 23-7 | HOWARD* |

2006 (8-3; 6-2 MEAC)

| | | |
|--------------------------|-------|--------------------------------------|
| Lavan (19-14; 16-7 MEAC) | | |
| W | 34-14 | vs. Florida A&M* (Detroit, Mich.) |
| W | 63-28 | ST. FRANCIS |
| L | 3-23 | at Northwestern St. |
| L | 14-29 | at Hampton* |
| W | 33-31 | at Bethune-Cookman* |
| W | 33-31 | at Bethune-Cookman* |
| W | 37-21 | NO. CAROLINA A&T* |
| W | 29-7 | at Morgan State* |
| W | 10-9 | SO. CAROLINA ST.* |
| W | 62-0 | CONCORD (WV) |
| W | 33-10 | at Norfolk State* |
| L | 17-20 | at Howard* |

2007 (10-2; 8-0 MEAC)

| | | |
|--------------------------|-----------|----------------------|
| Lavan (29-16; 24-7 MEAC) | | |
| W | 23-18 | COASTAL CAROLINA |
| W | 20-7 | at Florida A&M* |
| L | 7-38 | at Kent State |
| W | 24-7 | at Hampton* |
| W | 24-10 | BETH.-COOKMAN* |
| W | 27-0 | at No. Carolina A&T* |
| W | 25-17 | MORGAN STATE* |
| W | 17-16 | at So. Carolina St.* |
| W | 23-20 | at Winston-Salem St. |
| W | 28-21(OT) | NORFOLK STATE* |
| W | 29-13 | HOWARD* |
| L | 7-44 | at Delaware+ |

+ - FCS Playoffs

2008 (5-6; 5-3 MEAC)

| | | |
|---------------------------|------------|-------------------|
| Lavan (34-22; 29-10 MEAC) | | |
| W | 35-28 (OT) | FLORIDA A&M* |
| L | 3-24 | at Kent State |
| L | 10-28 | CENTRAL CONN. |
| L | 14-17 | HAMPTON* |
| W | 26-20 | at Beth-Cookman* |
| W | 42-7 | NCA&T* |
| L | 3-20 | at Morgan State* |
| L | 17-23 | SO. CAROLINA ST.* |
| L | 26-27 | WINSTON-SALEM |
| W | 34-28 | at Norfolk State* |
| W | 10-6 | at Howard* |

2009 (4-7; 3-5 MEAC)**

| | | |
|---------------------------|-------|----------------------|
| Lavan (38-28; 32-14 MEAC) | | |
| L | 12-21 | at Florida A&M* |
| L | 17-27 | at Delaware |
| W | 21-6 | at Hampton* |
| L | 9-10 | BETH.-COOKMAN* |
| L | 6-63 | at Michigan |
| W | 35-22 | MORGAN STATE |
| L | 10-52 | at So. Carolina St.* |
| W | 24-21 | at Winston-Salem St. |
| L | 16-21 | NORFOLK ST.* |
| W | 30-20 | HOWARD* |

** - Includes forfeit loss to North Carolina A&T

DELAWARE STATE UNIVERSITY 2010 FOOTBALL DEPTH CHART
(as of August 30, 2010)

OFFENSE

X 3 – Larrone Moore (Sr., 6-0/185/Hyattsville, Md.)
14 – Justin Brewton (So., 6-4/215/Fairless Hills, Pa.)

LT 78 – Nail Muradymov (r-So., 6-7/300/Burtonsville, Md.)
62 – Tywan Lee (Jr., 6-3/315/Miami, Fla)

LG 76 – Thomas Threadgill (Jr., 6-5/315/Frederick, Md.)
74 – Aaron Boyd (Fr., 6-5/325/Alexandri, Va.)

C 61 – Marcus Ponder (r-Jr., 6-2/295/Hamilton, N.J.)
63 – Brandon Cunningham (So., 6-2/270/Lumberton, N.J.)

RG 73 – Darryl Hicks (Sr., 6-4/300/Boston, Mass.)
71 – Trevor Sales (Fr., 6-3/285/LaPorte, Ind.)

RT 72 – Keith Newell (So., 6-6/305/Trenton, N.J.)
66 – Danzel Manley (Fr., 6-5/305/Greenbelt, Md.)

TE 81 – Ryan Langdon (So., 6-4/235/Phila., Pa.)
89 – Jahmel Bashir (So., 6-3, 250/Phila., Pa.)

H 1 – Darius Jackson (r-Jr., 5-10/170/Quincy, Fla.)
5 – Travis Tarpley (r-So., 5-7/175/Danville, Fla.)

Z 13 – Donnell Dixon (r-So. 5-10/185/Hampton, Va.)
7 – Justin Wilson (r-So., 6-1/175/Windsor, Conn.)

RB 45 – Jaashawn Jones (r-Jr., 6-1/215/Asbury Park, N.Y.)
37 – James Rosseau (So., 5-7/205/Philadelphia, Pa.)

QB 11 – Anthony Glaud (r-Sr. 6-3/215/Sicklerville, N.J.)
12 – Nick Elko (r-So., 6-2/200/Odenton, Md.)

DEFENSE

LE 52 – Aaron Richardson (So., 6-1/220/Wash., D.C.)
50 – Byron Lewis (Fr., 6-2/250/Virginia Beach, Va.)

LT 97 – Darrell Brown (Jr., 6-2/280/Darby, Pa.)
93 – George Bansah (So., 6-1/275/Woodbridge, Va.)

RT 99 – Andre Caroll (r-Sr., 6-2/260/Neptune, N.J.)
93 – George Bansah (So., 6-1/275/Woodbridge, Va.)

RE 58 – Quintin Fortes (So., 6-3/235/Reston, Va.)
50 – Byron Lewis (Fr., 6-2/250/Virginia Beach, Va.)

SAM 2 – Kevin Green (r-Sr., 6-2/245/N. Chicago, Ill.)
33 – Herman Hinton (r-So., 6-2/210/Phila, Pa.)

MIKE 35 – John Sutton (r-Sr., 6-1/250/Buena, N.J.)
55 – Brandon Harvey (Jr., 6-1/220/Laurel, Md.)

WILL 31 – Quentin Ferguson (r-Jr., 5-11/205/Frederick, Md.)
26 – Marquis Spann (Jr., 6-2/205/Paterson, N.J.)

LCB 36 – Francis Adjei (r-Sr., 6-2/180/Silver Spring, Md.)
43 – Anthony Frye (So., 5-10/175/Landover, Md.)

SS 4 – Calvin Miner (r-So., 5-11/195/Sanford, Fla.)
9 – Matt Spicer (So., 5-11/180/Lanham, Md.)

FS 41 – Tavis Tabb (r-Jr. 6-2/195/Hampton, Va.)
16 – Matt Scott (Sr., 5-10/175/Harrington, Del.)

RCB 22 – Jomah Watson (r-Sr., 6-0/180/Largo, Md.)
24 – Jermond Colston (Fr., 5-11/180/Norfolk, Va.)

SPECIALISTS

PK 42 – Mario Diaz-Aviles (Fr., 5-11/200/Washington, D.C.)

P 83 – Martin Kano (Fr., 6-6/225/Cottbus, Germany)

HLD 3 – Larrone Moore (Sr. , 6-0/185/Hyattsville, Md.)

LS 58 – Quintin Fortes (So., 6-3/235/Reston, Va.)
51 – Greg Cannon (Fr., 5-11/180/Toms River, N.J.)

KR 3 – Larrone Moore (Sr., 6-0/185/Hyattsville, Md.)
15 – Travis Tarpley (r-So., 5-7/ 170/Danville, Va.)
1 – Darius Jackson (Jr., 5-10/ 185/ Quincy, Fla.)
7 – Justin Wilson (r-So., 6-1/175/Windsor, Conn.)

PR 15 – Travis Tarpley (r-So./5-7/175/Danville, Va.)
7 – Justin Wilson (r-So., 6-1/175/Windsor, Conn.)

PRONUNCIATION GUIDE

| | | | |
|----------------------------|---------------------------------|--------------------------|-------------------------------|
| Ernest Adjei | Ah-jay | Frtiz Headley | Hed-lee |
| Josh Alaeze | Ah-lee-zee | Jaashawn Jones | Juh-shawn |
| Olusegun Ayanbiola | Oo-loo-she-gun l-yan-bee-oo-lah | Tywan Lee | Ty-wahn |
| Frantz Altidor | France Al-tuh-door | Al Lavan | LUH-van |
| George Bansah | Ban-suh | Larrone Moore | Luh-Rahn |
| Jahmel Bashir | Juh-mel Buh-sheer | Nail Muradymov | Muh-rah-dih-mahv |
| Kahlil Battle | Kah-lil | James Rosseau | Roo-sow |
| Joseph "Bo" Ceravolo | Sare-ah-vo-lo | Marquese Sanders | Mar-keese |
| Mario Diaz-Aviles | Mar-ee-oo Dee-az– Ah-vee-les | Marquis Spann | Mar-kis |
| Quintin Fortes | Forts | Terrell Talbert | Tuh-rell |
| Anthony Glaud | Glawd (rhymes with applaud) | Luis Villavicencio | Loo-ees Vee-ah-vih-sen-see-oo |
| Jadira Green | Juh-dye-ruh | Jomah Watson | JO-mah |

2010 DELAWARE STATE UNIVERSITY FOOTBALL ROSTER

Numerical

| NO | NAME | POS | HT | WT | CL | HOMETOWN/PREVIOUS SCHOOL |
|-----------|----------------------|------------|-----------|-----------|-----------|--|
| 1 | Darius Jackson | WR | 5-10 | 170 | JR | Quincy, Fla. / East Gadsen HS |
| 2 | Kevin Green | LB | 6-2 | 245 | r-SR | North Chicago, Ill. / Purdue |
| 3 | Larrone Moore | WR | 6-0 | 185 | SR | Hyattsville, Md. / Northwestern HS |
| 4 | Calvin Miner | DB | 5-11 | 195 | r-SO | Sanford, Fla. / Lake Mary HS |
| 5 | Travis Tarpley | WR | 5-7 | 175 | r-SO | Danville, Va. / Geo. Washington HS |
| 7 | Justin Wilson | WR | 6-1 | 175 | r-SO | Windsor, Conn. / Windsor HS |
| 9 | Matt Spicer | DB | 5-11 | 180 | SO | Lanham, Md./ Eleanor Roosevelt HS |
| 11 | Anthony Glaud | QB | 6-3 | 210 | r-SR | Sicklerville, N.J. / Bowling Green Univ. |
| 12 | Nick Elko | QB | 6-2 | 205 | r-SO | Odenton, Md. / Arundel HS |
| 13 | Donnell Dixon | WR | 5-10 | 185 | r-SO | Hampton, Va. / Phoebus HS |
| 14 | Justin Brewton | TE | 6-4 | 215 | SO | Fairless Hills, Pa./ Pennsbury HS |
| 15 | Joseph "Bo" Ceravolo | WR | 6-1 | 190 | FR | Venice, Fla./ Venice HS |
| 16 | Matt Scott | DB | 5-10 | 175 | SR | Harrington, Del. / Lake Forest HS |
| 17 | Micah Brown | QB | 6-2 | 220 | SR | Quincy, Fla. / East Gadsen HS |
| 18 | Terrell Talbert | DB | 5-11 | 195 | SR | Fort Washington, Md. / Friendly HS |
| 19 | Chris Johnson | DB | 6-2 | 215 | r-JR | Paterson, N.J. / Boston College |
| 21 | Joe Boyd | DB | 6-0 | 180 | FR | Ft. Washington, Md./ Friendly HS |
| 22 | Jomah Watson | DB | 6-0 | 180 | r-SR | Largo, Md./Largo HS |
| 24 | Jermond Colston | DB | 5-11 | 180 | FR | Norfolk, Va./ Booker T. Washington HS |
| 25 | Alex Perry | DB | 5-11 | 220 | FR | Jacksonville, Fla./First Coast HS |
| 26 | Marquis Spann | LB | 6-2 | 205 | JR | Paterson, N.J. / John F. Kennedy HS |
| 27 | Nick Williams | RB | 5-9 | 165 | SO | San Diego, Calif./Monte Vista HS |
| 28 | Tahree McQueen | RB | 5-10 | 200 | r-JR | Paterson, N.J./Cincinnati/Eastside HS |
| 30 | Rueben Hale | DB | 5-8 | 165 | SO | Norfolk, Va. / Maury HS |
| 31 | Quentin Ferguson | DB | 5-11 | 205 | r-JR | Frederick, Md. / Frederick HS |
| 32 | Dominic Shepard | LB | 6-1 | 210 | FR | Hyattsville, Md./ Eleanor Roosevelt HS |
| 33 | Herman Hinton | LB | 6-2 | 210 | r-SO | Philadelphia, Pa. / West Catholic HS |
| 34 | James Rosseau | RB | 5-7 | 205 | SO | Philadelphia, Pa./Northeast HS |
| 35 | John Sutton | LB | 6-1 | 250 | r-SR | Buena, N.J./Buena HS |
| 36 | Francis Adjei | DB | 6-2 | 180 | r-SR | Silver Spring, Md./Springbrook HS |
| 39 | Shawn Billups | DB | 5-9 | 150 | FR | Brooklyn, N.Y./Boys & Girls HS |
| 41 | Tavis Tabb | DB | 6-2 | 195 | r-JR | Hampton, Va. / Norcum HS |
| 42 | Mario Daiz-Aviles | PK | 5-11 | 200 | FR | Washington, D.C./Wilson HS |
| 43 | Anthony Frye | DB | 5-10 | 175 | SO | Landover, Md./Thomas Stone HS |
| 44 | Davon Moore | DB | 5-11 | 185 | FR | Mt. Vernon, N.Y./Mt. Vernon HS |
| 45 | Jaashawn Jones | RB | 6-1 | 220 | r-JR | Asbury Park, N.J. / Asbury Park HS |
| 46 | Frantz Altidor | RB | 5-9 | 180 | JR | Milford, Del./Milford HS |
| 47 | Troye Cornwall | DB | 6-0 | 195 | FR | Mt. Vernon, N.Y./Mt. Vernon HS |
| 49 | Lamar Shaw | RB | 5-8 | 225 | FR | Mt. Vernon, N.Y./Mt. Vernon HS |
| 50 | Byron Lewis | DL | 6-2 | 250 | FR | Virginia Beach, Va./Tallwood HS |

| | | | | | | |
|----|--------------------|----|------|-----|------|--|
| 51 | Greg Cannon | LS | 5-11 | 180 | FR | Toms River, N.J./Toms River East |
| 52 | Aaron Richardson | LB | 6-1 | 220 | SO | Washington D.C. / St. John's HS |
| 53 | Ernest Adjei | LB | 6-0 | 220 | SO | Woodbridge, Va./Gar-field HS |
| 54 | Thomas Best | LB | 5-11 | 190 | SO | Washington, D.C./Seneca Valley HS |
| 55 | Brandon Harvey | LB | 6-1 | 220 | JR | Laurel, Md./Hudson Valley CC/Laurel HS |
| 57 | Jonathan Mills | OL | 6-3 | 290 | FR | Ft. Lauderdale, Fla./St. Thomas Aquinas |
| 58 | Quintin Fortes | DE | 6-3 | 235 | SO | Reston, Va./South Lakes HS |
| 59 | Marquese Sanders | LB | 6-1 | 215 | SO | Philadelphia, Pa./West Catholic HS |
| 61 | Marcus Ponder | OL | 6-2 | 295 | r-JR | Hamilton, N.J. / Hamilton West HS |
| 62 | Tywan Lee | OL | 6-3 | 315 | JR | Miami, Fla./Deane JC/Northwestern HS |
| 63 | Brandon Cunningham | OL | 6-2 | 290 | FR | Lumberton, N.J./Rancocas Valley HS |
| 65 | Jadira Green | DT | 6-4 | 300 | FR | Washington, D.C./Oxon Hill HS |
| 66 | Danzel Manley | OL | 6-5 | 305 | FR | Greenbelt, Md./Eleanor Roosevelt HS |
| 70 | Brandon Purnsley | OL | 6-3 | 295 | SR | Wilmington, Del. / Howard HS |
| 71 | Trevor Sales | OL | 6-3 | 285 | FR | La Porte, Ind./ La Porte HS |
| 72 | Keith Newell | OL | 6-6 | 305 | SO | Trenton, N.J./Rutgers |
| 73 | Darryl Hicks | OT | 6-4 | 310 | SR | Boston, Mass. / Hudson Valley CC |
| 74 | Aaron Boyd | OT | 6-5 | 325 | FR | Alexandria, Va./Fork Union Military Acad. |
| 76 | Thomas Threadgill | DL | 6-5 | 315 | JR | Frederick, Md. / Frederick HS |
| 78 | Nail Muradymov | OL | 6-7 | 310 | r-SO | Burtonsville, Md. / Paint Branch HS |
| 80 | Sam Jenifer | WR | 6-1 | 175 | SO | Clayton, Del/Polytech HS |
| 81 | Ryan Langdon | TE | 6-4 | 240 | SO | Philadelphia, Pa./ Father Judge HS |
| 83 | Marco Kano | P | 6-6 | 225 | FR | Cottbus, Germany |
| 84 | Ronnie Bullock | WR | 5-10 | 170 | FR | Dover, Del./Caesar Rodney HS |
| 85 | Nick Brackett | TE | 6-4 | 225 | FR | Lawrenceville, N.J./Lawrence HS |
| 86 | Mike Rendle | WR | 6-1 | 190 | FR | Wilmington, Del./St. Elizabeth HS |
| 88 | Akeem Cobb | WR | 5-10 | 175 | FR | Newark, N.J./Central HS |
| 89 | Jahmel Bashir | TE | 6-3 | 250 | SO | Philadelphia, Pa./So. Phila. HS |
| 91 | Olusegun Ayanbiola | DE | 6-2 | 230 | SO | Greenbelt, Md. / Eleanor Roosevelt HS |
| 92 | Kahlil Battle | DL | 6-2 | 210 | SO | Maplewood, Minn./Johnson Sr. HS |
| 93 | George Bansah | DL | 6-1 | 275 | SO | Woodbridge, Va. / Potomac HS |
| 97 | Darrell Brown | DL | 6-2 | 280 | JR | Darby, Pa./Hudson Valley CC/Wm. Penn HS |
| 98 | Terron Stowe | DL | 6-3 | 260 | SR | Brooklyn, N.Y./Technical Career Institutes |
| 99 | Andre Caroll | DL | 6-2 | 285 | r-SR | Neptune, N.J. / Neptune HS |

2010 DELAWARE STATE UNIVERSITY FOOTBALL ROSTER

Alphabetical

| NO | NAME | POS | HT | WT | CL | HOMETOWN/PREVIOUS SCHOOL |
|-----------|----------------------|------------|-----------|-----------|-----------|---|
| 53 | Ernest Adjei | LB | 6-0 | 220 | SO | Woodbridge, Va./Gar-field HS |
| 36 | Francis Adjei | DB | 6-2 | 180 | r-SR | Silver Spring, Md./Springbrook HS |
| 91 | Olusegun Ayanbiola | DE | 6-2 | 230 | SO | Greenbelt, Md. / Eleanor Roosevelt HS |
| 46 | Frantz Altidor | RB | 5-9 | 180 | JR | Milford, Del./Milford HS |
| 93 | George Bansah | DL | 6-1 | 275 | SO | Woodbridge, Va. / Potomac HS |
| 89 | Jahmel Bashir | TE | 6-3 | 250 | SO | Philadelphia, Pa./So. Phila. HS |
| 92 | Kahlil Battle | DL | 6-2 | 210 | SO | Maplewood, Minn./Johnson Sr. HS |
| 54 | Thomas Best | LB | 5-11 | 190 | SO | Washington, D.C./Seneca Valley HS |
| 39 | Shawn Billups | DB | 5-9 | 150 | FR | Brooklyn, N.Y./Boys & Girls HS |
| 85 | Nick Brackett | TE | 6-4 | 225 | FR | Lawrenceville, N.J./Lawrence HS |
| 14 | Justin Brewton | TE | 6-4 | 215 | SO | Fairless Hills, Pa./ Pennsbury HS |
| 97 | Darrell Brown | DL | 6-2 | 280 | JR | Darby, Pa./Hudson Valley CC/Wm. Penn HS |
| 17 | Micah Brown | QB | 6-2 | 220 | SR | Quincy, Fla. / East Gadsen HS |
| 74 | Aaron Boyd | OT | 6-5 | 325 | FR | Alexandria, Va./Fork Union Military Acad. |
| 21 | Joe Boyd | DB | 6-0 | 180 | FR | Ft. Washington, Md./ Friendly HS |
| 84 | Ronnie Bullock | WR | 5-10 | 170 | FR | Dover, Del./Caesar Rodney HS |
| 51 | Greg Cannon | LS | 5-11 | 180 | FR | Toms River, N.J./Toms River East |
| 99 | Andre Caroll | DL | 6-2 | 285 | r-SR | Neptune, N.J. / Neptune HS |
| 15 | Joseph "Bo" Ceravolo | WR | 6-1 | 190 | FR | Venice, Fla./ Venice HS |
| 88 | Akeem Cobb | WR | 5-10 | 175 | FR | Newark, N.J./Central HS |
| 24 | Jermond Colston | DB | 5-11 | 180 | FR | Norfolk, Va./ Booker T. Washington HS |
| 47 | Troye Cornwall | DB | 6-0 | 195 | FR | Mt. Vernon, N.Y./Mt. Vernon HS |
| 63 | Brandon Cunningham | OL | 6-2 | 290 | FR | Lumberton, N.J./Rancocas Valley HS |
| 13 | Donnell Dixon | WR | 5-10 | 185 | r-SO | Hampton, Va. / Phoebus HS |
| 42 | Mario Diaz-Aviles | PK | 5-11 | 200 | FR | Washington, D.C./Wilson HS |
| 12 | Nick Elko | QB | 6-2 | 205 | r-SO | Odenton, Md. / Arundel HS |
| 31 | Quentin Ferguson | DB | 5-11 | 205 | r-JR | Frederick, Md. / Frederick HS |
| 58 | Quintin Fortes | DE | 6-3 | 235 | SO | Reston, Va./South Lakes HS |
| 43 | Anthony Frye | DB | 5-10 | 175 | SO | Landover, Md./Thomas Stone HS |
| 11 | Anthony Glaud | QB | 6-3 | 210 | r-SR | Sicklerville, N.J. / Bowling Green Univ. |
| 65 | Jadira Green | DT | 6-4 | 300 | FR | Washington, D.C./Oxon Hill HS |
| 2 | Kevin Green | LB | 6-2 | 245 | r-SR | North Chicago, Ill. / Purdue |
| 30 | Rueben Hale | DB | 5-8 | 165 | SO | Norfolk, Va. / Maury HS |
| 55 | Brandon Harvey | LB | 6-1 | 220 | JR | Laurel, Md./Hudson Valley CC/Laurel HS |
| 73 | Darryl Hicks | OT | 6-4 | 310 | SR | Boston, Mass. / Hudson Valley CC |
| 33 | Herman Hinton | LB | 6-2 | 210 | r-SO | Philadelphia, Pa. / West Catholic HS |
| 1 | Darius Jackson | WR | 5-10 | 170 | JR | Quincy, Fla. / East Gadsen HS |
| 80 | Sam Jenifer | WR | 6-1 | 175 | SO | Clayton, Del/Polytech HS |
| 19 | Chris Johnson | DB | 6-2 | 215 | r-JR | Paterson, N.J. / Boston College |
| 45 | Jaashawn Jones | RB | 6-1 | 220 | r-JR | Asbury Park, N.J. / Asbury Park HS |
| 83 | Marco Kano | P | 6-6 | 225 | FR | Cottbus, Germany |
| 81 | Ryan Langdon | TE | 6-4 | 240 | SO | Philadelphia, Pa./ Father Judge HS |
| 62 | Tywan Lee | OL | 6-3 | 315 | JR | Miami, Fla./Deane JC/Northwestern HS |
| 50 | Byron Lewis | DL | 6-2 | 250 | FR | Virginia Beach, Va./Tallwood HS |

| | | | | | | |
|----|---------------------|----|------|-----|------|--|
| 78 | Nail Muradymov | OL | 6-7 | 310 | r-SO | Burtonsville, Md. / Paint Branch HS |
| 72 | Keith Newell | OL | 6-6 | 305 | SO | Trenton, N.J./Rutgers |
| 25 | Alex Perry | DB | 5-11 | 220 | FR | Jacksonville, Fla./First Coast HS |
| 61 | Marcus Ponder | OL | 6-2 | 295 | r-JR | Hamilton, N.J. / Hamilton West HS |
| 70 | Brandon Purnsley | OL | 6-3 | 295 | SR | Wilmington, Del. / Howard HS |
| 86 | Mike Rendle | WR | 6-1 | 190 | FR | Wilmington, Del./St. Elizabeth HS |
| 52 | Aaron Richardson | LB | 6-1 | 220 | SO | Washington D.C. / St. John's HS |
| 34 | James Rosseau | RB | 5-7 | 205 | SO | Philadelphia, Pa./Northeast HS |
| 71 | Trevor Sales | OL | 6-3 | 285 | FR | La Porte, Ind./ La Porte HS |
| 59 | Marquese Sanders | LB | 6-1 | 215 | SO | Philadelphia, Pa./West Catholic HS |
| 16 | Matt Scott | DB | 5-10 | 175 | SR | Harrington, Del. / Lake Forest HS |
| 49 | Lamar Shaw | RB | 5-8 | 225 | FR | Mt. Vernon, N.Y./Mt. Vernon HS |
| 32 | Dominic Shepard | LB | 6-1 | 210 | FR | Hyattsville, Md./ Eleanor Roosevelt HS |
| 26 | Marquis Spann | LB | 6-2 | 205 | JR | Paterson, N.J. / John F. Kennedy HS |
| 9 | Matt Spicer | DB | 5-11 | 180 | SO | Lanham, Md./ Eleanor Roosevelt HS |
| 98 | Terron Stowe | DL | 6-3 | 260 | SR | Brooklyn, N.Y./Technical Career Institutes |
| 35 | John Sutton | LB | 6-1 | 250 | r-SR | Buena, N.J./Buena HS |
| 41 | Tavis Tabb | DB | 6-2 | 195 | r-JR | Hampton, Va. / Norcum HS |
| 18 | Terrell Talbert | DB | 5-11 | 195 | SR | Fort Washington, Md. / Friendly HS |
| 5 | Travis Tarpley | WR | 5-7 | 175 | r-SO | Danville, Va. / Geo. Washington HS |
| 76 | Thomas Threadgill | DL | 6-5 | 315 | JR | Frederick, Md. / Frederick HS |
| 22 | Jomah Watson | DB | 6-0 | 180 | r-SR | Largo, Md./Largo HS |
| 27 | Charednick Williams | RB | 5-9 | 165 | SO | San Diego, Calif./Monte Vista HS |
| 7 | Justin Wilson | WR | 6-1 | 175 | r-SO | Windsor, Conn. / Windsor HS |

2009 DELAWARE STATE FINAL STATS

| | | | | |
|----------------|---------|---------|---------|---------|
| RECORD: | OVERALL | HOME | AWAY | NEUTRAL |
| ALL GAMES | (4-7-0) | (2-2-0) | (2-5-0) | (0-0-0) |
| MEAC | (3-5-0) | (2-2-0) | (1-3-0) | (0-0-0) |
| NON-CONFERENCE | (1-2-0) | (0-0-0) | (1-2-0) | (0-0-0) |

| DATE | OPPONENT | W/L | SCORE | ATTEND |
|---------------|-------------------------|-----|-------|--------|
| *Sep 05, 2009 | at Florida A&M | L | 12-21 | 17209 |
| Sep 19, 2009 | at Delaware | L | 17-27 | 20585 |
| *Sep 26, 2009 | at Hampton | W | 21-6 | 4632 |
| *Oct 10, 2009 | BETHUNE-COOKMAN | L | 7-9 | 3873 |
| Oct 17, 2009 | at Michigan | L | 6-63 | 106304 |
| *Oct 17, 2009 | at North Carolina A&T | | | |
| *Oct 24, 2009 | MORGAN STATE | W | 35-22 | 5327 |
| *Oct 31, 2009 | at South Carolina State | L | 10-52 | 21257 |
| Nov 07, 2009 | at Winston-Salem State | W | 24-21 | 4719 |
| *Nov 14, 2009 | NORFOLK STATE | L | 16-21 | 4127 |
| *Nov 21, 2009 | HOWARD | W | 30-20 | 2731 |

| TEAM STATISTICS | DSU | OPP |
|---------------------------|------------|------------|
| FIRST DOWNS..... | 156 | 207 |
| Rushing..... | 67 | 102 |
| Passing..... | 78 | 85 |
| Penalty..... | 11 | 20 |
| RUSHING YARDAGE..... | 1146 | 1795 |
| Rushing Attempts..... | 344 | 371 |
| Average Per Rush..... | 3.3 | 4.8 |
| Average Per Game..... | 114.6 | 179.5 |
| TDs Rushing..... | 11 | 19 |
| PASSING YARDAGE..... | 1620 | 2038 |
| Comp-Att-Int..... | 162-290-10 | 153-258-13 |
| Average Per Pass..... | 5.6 | 7.9 |
| Average Per Catch..... | 10.0 | 13.3 |
| Average Per Game..... | 162.0 | 203.8 |
| TDs Passing..... | 5 | 14 |
| TOTAL OFFENSE..... | 2766 | 3833 |
| Average Per Play..... | 4.4 | 6.1 |
| Average Per Game..... | 276.6 | 383.3 |
| KICK RETURNS: #-Yards.... | 43-1009 | 35-735 |
| PUNT RETURNS: #-Yards.... | 19-131 | 26-287 |
| INT RETURNS: #-Yards.... | 13-243 | 10-93 |
| FUMBLES-LOST..... | 15-7 | 15-9 |
| PENALTIES-Yards..... | 71-602 | 79-692 |
| PUNTS-AVG..... | 56-36.8 | 39-39.7 |
| TIME OF POSSESSION/Game.. | 30:31 | 29:28 |
| 3RD-DOWN Conversions..... | 57/149 | 44/116 |
| 4TH-DOWN Conversions..... | 5/8 | 6/12 |

| RUSHING | GP-GS | Att | Gain | Loss | Net | Avg | TD | Long | Avg/G |
|----------------|-------|-----|------|------|------|------|----|------|-------|
| JONES, J. | 8-6 | 151 | 654 | 22 | 632 | 4.2 | 5 | 34 | 79.0 |
| McQUEEN, T. | 5-0 | 36 | 177 | 11 | 166 | 4.6 | 0 | 26 | 33.2 |
| RANDALL, J. | 3-3 | 37 | 162 | 10 | 152 | 4.1 | 1 | 31 | 50.7 |
| GLAUD, A. | 9-8 | 60 | 198 | 111 | 87 | 1.5 | 5 | 21 | 9.7 |
| ROSSEAU, J. | 5-0 | 21 | 92 | 14 | 78 | 3.7 | 0 | 32 | 15.6 |
| WILLIAMS, C. | 2-1 | 17 | 68 | 6 | 62 | 3.6 | 0 | 26 | 31.0 |
| ELKO, N. | 5-2 | 8 | 20 | 10 | 10 | 1.2 | 0 | 7 | 2.0 |
| LOCHNER, N. | 10-0 | 1 | 8 | 0 | 8 | 8.0 | 0 | 8 | 0.8 |
| JONES, E. | 10-2 | 1 | 3 | 0 | 3 | 3.0 | 0 | 3 | 0.3 |
| JACKSON, D. | 10-8 | 4 | 5 | 6 | -1 | -0.2 | 0 | 5 | -0.1 |
| TEAM | 7-0 | 8 | 0 | 51 | -51 | -6.4 | 0 | 0 | -7.3 |
| Total..... | 10 | 344 | 1387 | 241 | 1146 | 3.3 | 11 | 34 | 114.6 |
| Opponents..... | 10 | 371 | 2051 | 256 | 1795 | 4.8 | 19 | 57 | 179.5 |

| PASSING | GP-GS | Effic | Comp-Att-Int | Pct | Yds | TD | Lng | Avg/G |
|----------------|-------|--------|--------------|------|------|----|-----|-------|
| GLAUD, A. | 9-8 | 108.27 | 127-220-7 | 57.7 | 1294 | 5 | 58 | 143.8 |
| ELKO, N. | 5-2 | 81.72 | 35-69-3 | 50.7 | 326 | 0 | 42 | 65.2 |
| TEAM | 7-0 | 0.00 | 0-1-0 | 0.0 | 0 | 0 | 0 | 0.0 |
| Total..... | 10 | 101.58 | 162-290-10 | 55.9 | 1620 | 5 | 58 | 162.0 |
| Opponents..... | 10 | 133.49 | 153-258-13 | 59.3 | 2038 | 14 | 80 | 203.8 |

| INTERCEPTIONS | No. | Yds | Avg | TD | Long |
|----------------|-----|-----|------|----|------|
| STRUMS, J. | 4 | 92 | 23.0 | 1 | 71 |
| ADJEI, F. | 3 | 27 | 9.0 | 0 | 27 |
| LIGON, G. | 2 | 25 | 12.5 | 0 | 23 |
| GRANT, A. | 2 | 53 | 26.5 | 1 | 38 |
| TABB, T. | 1 | 33 | 33.0 | 0 | 33 |
| AYANBIOLA, O. | 1 | 13 | 13.0 | 1 | 13 |
| Total..... | 13 | 243 | 18.7 | 3 | 71 |
| Opponents..... | 10 | 93 | 9.3 | 1 | 36 |

| RECEIVING | GP-GS | No. | Yds | Avg | TD | Long | Avg/G |
|----------------|-------|-----|------|------|----|------|-------|
| JACKSON, D. | 10-8 | 41 | 476 | 11.6 | 0 | 29 | 47.6 |
| MOORE, L. | 10-7 | 33 | 315 | 9.5 | 0 | 58 | 31.5 |
| CHARLES, Z. | 10-8 | 25 | 242 | 9.7 | 3 | 31 | 24.2 |
| JONES, E. | 10-2 | 23 | 230 | 10.0 | 0 | 23 | 23.0 |
| WILSON, J. | 9-1 | 9 | 100 | 11.1 | 0 | 42 | 11.1 |
| DIXON, D. | 10-1 | 7 | 85 | 12.1 | 1 | 30 | 8.5 |
| McQUEEN, T. | 5-0 | 6 | 36 | 6.0 | 0 | 16 | 7.2 |
| TARPLEY, T. | 10-3 | 5 | 49 | 9.8 | 0 | 30 | 4.9 |
| RANDALL, J. | 3-3 | 4 | 45 | 11.2 | 0 | 19 | 15.0 |
| JONES, J. | 8-6 | 4 | 9 | 2.2 | 0 | 9 | 1.1 |
| LANGDON, R. | 10-3 | 3 | 16 | 5.3 | 0 | 14 | 1.6 |
| TOLIVER, C. | 10-6 | 2 | 17 | 8.5 | 1 | 13 | 1.7 |
| Total..... | 10 | 162 | 1620 | 10.0 | 5 | 58 | 162.0 |
| Opponents..... | 10 | 153 | 2038 | 13.3 | 14 | 80 | 203.8 |

| PUNTING | No. | Yds | Avg | Long | TB | FC | I20 | Blkd |
|----------------|-----|------|------|------|----|----|-----|------|
| LOCHNER, N. | 52 | 2032 | 39.1 | 70 | 4 | 4 | 16 | 3 |
| TEAM | 3 | 0 | 0.0 | 0 | 0 | 0 | 0 | 0 |
| FLICKINGER, R. | 1 | 27 | 27.0 | 27 | 0 | 0 | 1 | 0 |
| Total..... | 56 | 2059 | 36.8 | 70 | 4 | 4 | 17 | 3 |
| Opponents..... | 39 | 1549 | 39.7 | 79 | 2 | 4 | 9 | 0 |

| FIELD GOALS | FGM-FGA | Pct | 01-19 | 20-29 | 30-39 | 40-49 | 50-99 | Lg | Blk |
|----------------|---------|------|-------|-------|-------|-------|-------|----|-----|
| FLICKINGER, R. | 11-18 | 61.1 | 0-0 | 7-8 | 2-4 | 2-6 | 0-0 | 42 | 2 |

| PUNT RETURNS | No. | Yds | Avg | TD | Long |
|----------------|-----|-----|------|----|------|
| CHARLES, Z. | 8 | 63 | 7.9 | 0 | 15 |
| JACKSON, D. | 6 | 51 | 8.5 | 0 | 18 |
| McQUEEN, T. | 2 | 10 | 5.0 | 0 | 10 |
| LIGON, G. | 2 | 7 | 3.5 | 0 | 7 |
| MOORE, L. | 1 | 0 | 0.0 | 0 | 0 |
| Total..... | 19 | 131 | 6.9 | 0 | 18 |
| Opponents..... | 26 | 287 | 11.0 | 1 | 41 |

| SCORING | TD | FGs | Kick | PATs | | | | DXP | Saf | Points |
|----------------|----|-------|-------|------|-----|------|---|-----|-----|--------|
| | | | | Rush | Rcv | Pass | | | | |
| FLICKINGER, R. | 0 | 11-18 | 19-20 | 0-0 | 0 | 0-0 | 0 | 0 | 52 | |
| JONES, J. | 5 | 0-0 | 0-0 | 0-0 | 0 | 0-0 | 0 | 0 | 30 | |
| GLAUD, A. | 5 | 0-0 | 0-0 | 0-0 | 0 | 0-1 | 0 | 0 | 30 | |
| CHARLES, Z. | 3 | 0-0 | 0-0 | 0-0 | 0 | 0-0 | 0 | 0 | 18 | |
| STRUMS, J. | 2 | 0-0 | 0-0 | 0-0 | 0 | 0-0 | 0 | 0 | 12 | |
| TOLIVER, C. | 1 | 0-0 | 0-0 | 0-0 | 0 | 0-0 | 0 | 0 | 6 | |
| RANDALL, J. | 1 | 0-0 | 0-0 | 0-0 | 0 | 0-0 | 0 | 0 | 6 | |
| DIXON, D. | 1 | 0-0 | 0-0 | 0-0 | 0 | 0-0 | 0 | 0 | 6 | |
| GRANT, A. | 1 | 0-0 | 0-0 | 0-0 | 0 | 0-0 | 0 | 0 | 6 | |
| MOORE, L. | 1 | 0-0 | 0-0 | 0-0 | 0 | 0-0 | 0 | 0 | 6 | |
| AYANBIOLA, O. | 1 | 0-0 | 0-0 | 0-0 | 0 | 0-0 | 0 | 0 | 6 | |
| Total..... | 21 | 11-18 | 19-20 | 0-0 | 0 | 0-1 | 0 | 0 | 178 | |
| Opponents..... | 36 | 4-12 | 30-33 | 0-1 | 1 | 1-2 | 0 | 1 | 262 | |

| KICK RETURNS | No. | Yds | Avg | TD | Long |
|----------------|-----|------|------|----|------|
| MOORE, L. | 18 | 460 | 25.6 | 1 | 90 |
| TARPLEY, T. | 18 | 474 | 26.3 | 0 | 85 |
| McQUEEN, T. | 2 | 51 | 25.5 | 0 | 26 |
| JACKSON, D. | 2 | 15 | 7.5 | 0 | 9 |
| HARRIS, A. | 1 | 9 | 9.0 | 0 | 9 |
| HINTON, H. | 1 | 0 | 0.0 | 0 | 0 |
| TOLIVER, C. | 1 | 0 | 0.0 | 0 | 0 |
| Total..... | 43 | 1009 | 23.5 | 1 | 90 |
| Opponents..... | 35 | 735 | 21.0 | 1 | 92 |

| SCORE BY QUARTERS | 1st | 2nd | 3rd | 4th | Total |
|---------------------|-----|-----|-----|-----|-------|
| Delaware State..... | 33 | 68 | 30 | 47 | 178 |
| Opponents..... | 78 | 49 | 48 | 87 | 262 |

| ALL PURPOSE | G | Rush | Rec | PR | KOR | IR | Tot | Avg/G |
|----------------|----|------|------|-----|------|-----|------|-------|
| MOORE, L. | 10 | 0 | 315 | 0 | 460 | 0 | 775 | 77.5 |
| JONES, J. | 8 | 632 | 9 | 0 | 0 | 0 | 641 | 80.1 |
| JACKSON, D. | 10 | -1 | 476 | 51 | 15 | 0 | 541 | 54.1 |
| TARPLEY, T. | 10 | 0 | 49 | 0 | 474 | 0 | 523 | 52.3 |
| CHARLES, Z. | 10 | 0 | 242 | 63 | 0 | 0 | 305 | 30.5 |
| Total..... | 10 | 1146 | 1620 | 131 | 1009 | 243 | 4149 | 414.9 |
| Opponents..... | 10 | 1795 | 2038 | 287 | 735 | 93 | 4948 | 494.8 |

2009 DEFENSIVE STATS

| DEFENSIVE LEADERS | GP-GS | -----Tackles----- | | | | -Sacks- | | ---Pass Def--- | | -Fumbles- | | Blkd | |
|-----------------------|-------|-------------------|-----|-------|---------|---------|---------|----------------|-----|-----------|----|------|-----|
| | | Solo | Ast | Total | TFL/Yds | No-Yds | Int-Yds | BrUp | QBH | Rcv-Yds | FF | Kick | Saf |
| 99 CAROLL,Andre | 10-10 | 23 | 33 | 56 | 7.0-18 | 2.5-11 | . | . | 1 | . | 1 | . | . |
| 50 HARRIS,Ahmad | 10-10 | 26 | 26 | 52 | 1.5-3 | . | . | 3 | . | 2-0 | . | . | . |
| 20 GABLE,Mike | 10-10 | 27 | 22 | 49 | 5.0-23 | 2.0-14 | . | 1 | 1 | 1-0 | 1 | . | . |
| 21 GRANT,Avery | 10-9 | 28 | 21 | 49 | 5.0-21 | 1.0-7 | 2-53 | 3 | 1 | . | . | . | . |
| 36 ADJEI,Francis | 10-10 | 30 | 14 | 44 | 0.5-1 | . | 3-27 | 4 | . | . | . | . | . |
| 92 DUNN,Fabian | 10-10 | 18 | 26 | 44 | 2.5-14 | 2.0-12 | . | . | 2 | 2-0 | . | . | . |
| 29 STRUMS,Jerome | 10-10 | 16 | 24 | 40 | 1.5-7 | . | 4-92 | 4 | . | 1-21 | . | . | . |
| 24 LIGON,Greg | 10-10 | 29 | 10 | 39 | . | . | 2-25 | 5 | . | 1-0 | . | 1 | . |
| 40 SEWELL,Eric | 9-9 | 12 | 24 | 36 | 0.5-2 | . | . | 1 | . | . | 1 | . | . |
| 95 HURST,Tyron | 9-9 | 20 | 16 | 36 | 5.0-28 | 4.0-21 | . | . | 2 | . | . | . | . |
| 56 MENDES,Joe | 9-7 | 15 | 15 | 30 | 6.5-19 | 3.0-15 | . | . | 2 | . | . | . | . |
| 2 GREEN,Kevin | 10-0 | 19 | 8 | 27 | 1.0-3 | . | . | . | . | 1-0 | 1 | . | . |
| 4 MINER,Calvin | 10-1 | 17 | 6 | 23 | 1.0-3 | . | . | . | . | . | . | . | . |
| 55 HAYWOOD,Braheim | 10-4 | 10 | 11 | 21 | 2.0-8 | 1.0-5 | . | . | 1 | 1-0 | . | . | . |
| 35 SUTTON,John | 10-1 | 12 | 2 | 14 | 2.0-11 | 1.0-7 | . | . | 1 | . | . | . | . |
| 10 TABB,Tavis | 9-0 | 10 | 3 | 13 | . | . | 1-33 | . | . | . | . | . | . |
| 31 FERGUSON,Quentin | 10-0 | 4 | 8 | 12 | . | . | . | . | . | . | . | . | . |
| 25 CONLEY,Bernard | 10-0 | 5 | 5 | 10 | . | . | . | . | . | . | . | . | . |
| 52 RICHARDSON,Aaron | 10-0 | 5 | 4 | 9 | 3.0-9 | 1.0-7 | . | . | . | . | . | . | . |
| 33 HINTON,Herman | 10-0 | 4 | 3 | 7 | 1.0-1 | . | . | . | . | . | . | . | . |
| 38 SPICER,Matt | 9-0 | 4 | 3 | 7 | . | . | . | . | . | . | . | . | . |
| 22 WATSON,Jomah | 7-0 | 2 | 3 | 5 | . | . | . | . | . | . | . | . | . |
| 26 SPANN,Marquis | 6-0 | 3 | 2 | 5 | . | . | . | . | . | . | . | . | . |
| 91 AYANBIOLA,Olusegun | 10-0 | 1 | 4 | 5 | 1.0-4 | 0.5-3 | 1-13 | . | 1 | . | . | . | . |
| 47 HEADLEY,Fritz | 8-0 | 1 | 3 | 4 | . | . | . | . | . | . | . | . | . |
| 15 TARPLEY,Travis | 10-3 | 3 | 1 | 4 | . | . | . | . | . | . | . | . | . |
| 44 HUNT,Keith | 3-0 | 3 | . | 3 | 1.0-3 | . | . | . | 1 | . | . | . | . |
| 3 MOORE,Larrone | 10-7 | 2 | 1 | 3 | . | . | . | . | . | . | . | . | . |
| 85 TOLIVER,Calvin | 10-6 | 2 | . | 2 | . | . | . | . | . | . | . | . | . |
| 58 FORTES,Quintin | 8-0 | 2 | . | 2 | . | . | . | . | . | . | . | . | . |
| 19 JOHNSON,Chris | 4-0 | . | 2 | 2 | . | . | . | . | . | . | . | . | . |
| 49 BERNARD,Richard | 4-0 | 1 | 1 | 2 | . | . | . | . | . | . | . | . | . |
| 17 BROWN,Micah | 9-0 | . | 1 | 1 | . | . | . | . | . | . | . | . | . |
| 8 GLAUD,Anthony | 9-8 | 1 | . | 1 | . | . | . | . | . | . | . | . | . |
| 7 REYNOLDS,Raphael | 2-0 | 1 | . | 1 | . | . | . | . | . | . | . | . | . |
| 93 BANSAH,George | 1-0 | . | 1 | 1 | . | . | . | . | . | . | . | . | . |
| 14 LOCHNER,Nick | 10-0 | 1 | . | 1 | . | . | . | . | . | . | . | . | . |
| 87 PICKETT,Nafis | 8-0 | 1 | . | 1 | . | . | . | . | . | . | . | . | . |
| 83 BREWTON,Justin | 4-0 | . | 1 | 1 | . | . | . | . | . | . | . | . | . |
| 5 CHARLES,Zacharri | 10-8 | 1 | . | 1 | . | . | . | . | . | . | . | . | . |
| 67 MALONEY,Mike | 10-10 | 1 | . | 1 | . | . | . | . | . | . | . | . | . |
| 88 JONES,Erick | 10-2 | 1 | . | 1 | . | . | . | . | . | . | . | . | . |
| 42 FLICKINGER,Riley | 10-0 | . | 1 | 1 | . | . | . | . | . | . | . | . | . |
| 78 MURADYMOV,Nail | 10-10 | . | . | . | . | . | . | . | . | . | . | 2 | . |
| Total..... | 10-0 | 361 | 305 | 666 | 47-178 | 18-102 | 13-243 | 21 | 13 | 9-21 | 4 | 3 | . |
| Opponents..... | 10-0 | 380 | 294 | 674 | 70-261 | 19-104 | 10-93 | 27 | 13 | 7-16 | 10 | 5 | 1 |

2009 TEAM STATS

| Date | Opponent | ---RUSHING--- | | | | ---RECEIVING--- | | | | -----PASSING----- | | | | ---KICK RET-- | | | | ---PUNT RET-- | | | | tot off | | |
|--------------|-------------------------|---------------|------|----|----|-----------------|------|----|----|-------------------|-----|-----|------|---------------|----|----|------|---------------|----|----|-----|------------|----|------|
| | | No. | Yds | TD | Lg | No. | Yds | TD | Lg | Cmp | Att | Int | Yds | TD | Lg | No | Yds | TD | Lg | No | Yds | | TD | Lg |
| Sep 05, 2009 | at Florida A&M | 26 | 86 | 1 | 12 | 17 | 188 | 1 | 36 | 17 | 32 | 0 | 188 | 1 | 36 | 4 | 85 | 0 | 33 | 1 | 0 | 0 | 0 | 274 |
| Sep 19, 2009 | at Delaware | 37 | 135 | 1 | 31 | 23 | 208 | 0 | 23 | 23 | 40 | 1 | 208 | 0 | 23 | 5 | 98 | 0 | 25 | 3 | 20 | 0 | 10 | 343 |
| Sep 26, 2009 | at Hampton | 32 | 127 | 1 | 18 | 20 | 150 | 1 | 24 | 20 | 31 | 0 | 150 | 1 | 24 | 2 | 38 | 0 | 26 | 1 | 12 | 0 | 12 | 277 |
| Oct 10, 2009 | BETHUNE-COOKMAN | 21 | 95 | 1 | 26 | 10 | 71 | 0 | 21 | 10 | 25 | 2 | 71 | 0 | 21 | 3 | 125 | 0 | 85 | 1 | 15 | 0 | 15 | 166 |
| Oct 17, 2009 | at Michigan | 26 | 65 | 0 | 26 | 18 | 151 | 0 | 42 | 18 | 34 | 0 | 151 | 0 | 42 | 8 | 162 | 0 | 51 | 0 | 0 | 0 | 0 | 216 |
| Oct 24, 2009 | MORGAN STATE | 37 | 131 | 2 | 34 | 16 | 150 | 2 | 30 | 16 | 26 | 2 | 150 | 2 | 30 | 1 | 32 | 0 | 32 | 3 | 34 | 0 | 18 | 281 |
| Oct 31, 2009 | at South Carolina State | 33 | 87 | 0 | 32 | 14 | 138 | 0 | 22 | 14 | 26 | 2 | 138 | 0 | 22 | 9 | 231 | 1 | 90 | 1 | 0 | 0 | 0 | 225 |
| Nov 07, 2009 | at Winston-Salem State | 45 | 153 | 2 | 26 | 8 | 102 | 0 | 28 | 8 | 21 | 1 | 102 | 0 | 28 | 4 | 85 | 0 | 41 | 2 | 16 | 0 | 10 | 255 |
| Nov 14, 2009 | NORFOLK STATE | 43 | 172 | 0 | 21 | 13 | 147 | 1 | 31 | 13 | 24 | 2 | 147 | 1 | 31 | 3 | 75 | 0 | 55 | 5 | 15 | 0 | 8 | 319 |
| Nov 21, 2009 | HOWARD | 44 | 95 | 3 | 28 | 23 | 315 | 0 | 58 | 23 | 31 | 0 | 315 | 0 | 58 | 4 | 78 | 0 | 38 | 2 | 19 | 0 | 12 | 410 |
| Totals | | 344 | 1146 | 11 | 34 | 162 | 1620 | 5 | 58 | 162 | 290 | 10 | 1620 | 5 | 58 | 43 | 1009 | 1 | 90 | 19 | 131 | 0 | 18 | 2766 |
| Opponent | | 371 | 1795 | 19 | 57 | 153 | 2038 | 14 | 80 | 153 | 258 | 13 | 2038 | 14 | 80 | 35 | 735 | 1 | 92 | 26 | 287 | 1 | 41 | 3833 |

Games played: 10
 Avg per rush: 3.3
 Avg per catch: 10.0
 Pass efficiency: 101.58
 Kick ret avg: 23.5
 Punt ret avg: 6.9
 All purpose avg/game: 414.9
 Total offense avg/gm: 276.6

| Date | Opponent | -----TACKLES----- | | | -SACKS- | | -FUMBLE- | | Pass Blkd | | -Kicks--XPTS- | | | | Saf | Pts | | |
|--------------|-------------------------|-------------------|-----|-------|----------|----------|----------|--------|-----------|-----|---------------|------|-----|-------|-----|-----|-----|-----|
| | | Solo | Ast | Total | TFL-Yds | No-Yds | FF | FR-Yds | Int-Yds | QBH | Brk | Kick | Att | Mad | | | Run | Rcv |
| Sep 05, 2009 | at Florida A&M | 53 | 22 | 75 | 5.0-22 | 2.0-14 | 2 | 2-0 | 0 | 0 | 1 | 1 | 1 | 1-0 | 0 | 0 | 0 | 12 |
| Sep 19, 2009 | at Delaware | 41 | 18 | 59 | 2.0-12 | 2.0-12 | 0 | 0-0 | 1 | 71 | 0 | 1 | 0 | 2-2 | 0 | 0 | 0 | 17 |
| Sep 26, 2009 | at Hampton | 30 | 32 | 62 | 3.0-7 | 1.0-0 | 0 | 0-0 | 3 | 38 | 0 | 4 | 1 | 3-3 | 0 | 0 | 0 | 21 |
| Oct 10, 2009 | BETHUNE-COOKMAN | 35 | 56 | 91 | 7.0-38 | 2.0-22 | 1 | 1-0 | 1 | 27 | 2 | 3 | 1 | 1-1 | 0 | 0 | 0 | 7 |
| Oct 17, 2009 | at Michigan | 55 | 24 | 79 | 4.0-11 | 0.0-0 | 1 | 1-0 | 0 | 0 | 0 | 0 | 0 | 0-0 | 0 | 0 | 0 | 6 |
| Oct 24, 2009 | MORGAN STATE | 22 | 50 | 72 | 5.0-13 | 2.0-9 | 0 | 0-0 | 3 | 48 | 1 | 3 | 0 | 5-5 | 0 | 0 | 0 | 35 |
| Oct 31, 2009 | at South Carolina State | 47 | 13 | 60 | 5.0-29 | 3.0-22 | 0 | 0-0 | 0 | 0 | 0 | 0 | 0 | 1-1 | 0 | 0 | 0 | 10 |
| Nov 07, 2009 | at Winston-Salem State | 30 | 26 | 56 | 4.0-11 | 1.0-4 | 0 | 3-21 | 2 | 38 | 2 | 3 | 0 | 3-3 | 0 | 0 | 0 | 24 |
| Nov 14, 2009 | NORFOLK STATE | 24 | 42 | 66 | 4.0-10 | 3.0-8 | 0 | 1-0 | 2 | 21 | 4 | 3 | 0 | 1-1 | 0 | 0 | 0 | 16 |
| Nov 21, 2009 | HOWARD | 24 | 22 | 46 | 8.0-25 | 2.0-11 | 0 | 1-0 | 1 | 0 | 3 | 3 | 0 | 3-3 | 0 | 0 | 0 | 30 |
| Totals | | 361 | 305 | 666 | 47.0-178 | 18.0-102 | 4 | 9-21 | 13 | 243 | 13 | 21 | 3 | 20-19 | 0 | 0 | 0 | 178 |
| Opponent | | 380 | 294 | 674 | 70.0-261 | 19.0-104 | 10 | 7-16 | 10 | 93 | 13 | 27 | 5 | 33-30 | 0 | 1 | 1 | 262 |

| Date | Opponent | -----PUNTING----- | | | | | | | --FIELD GOALS-- | | | -----KICKOFFS----- | | | | | | |
|--------------|-------------------------|-------------------|------|------|------|------|----|----|-----------------|-----|-------|--------------------|----|------|------|------|-----|----|
| | | No | Yds | Avg | Long | Blkd | TB | FC | 50+ | I20 | Att | Made | Lg | Blkd | No | Yds | Avg | TB |
| Sep 05, 2009 | at Florida A&M | 7 | 272 | 38.9 | 51 | 0 | 0 | 0 | 1 | 2 | 0-0 | 0 | 0 | 3 | 194 | 64.7 | 0 | 0 |
| Sep 19, 2009 | at Delaware | 4 | 122 | 30.5 | 49 | 0 | 0 | 0 | 1 | 3-1 | 42 | 1 | 4 | 235 | 58.8 | 1 | 1 | |
| Sep 26, 2009 | at Hampton | 6 | 264 | 44.0 | 60 | 0 | 1 | 2 | 2 | 3 | 1-0 | 0 | 1 | 4 | 218 | 54.5 | 0 | 0 |
| Oct 10, 2009 | BETHUNE-COOKMAN | 6 | 258 | 43.0 | 51 | 0 | 0 | 1 | 2 | 1 | 2-0 | 0 | 0 | 2 | 118 | 59.0 | 0 | 0 |
| Oct 17, 2009 | at Michigan | 11 | 366 | 33.3 | 49 | 1 | 0 | 0 | 3 | 2-2 | 26 | 0 | 3 | 180 | 60.0 | 0 | 0 | |
| Oct 24, 2009 | MORGAN STATE | 6 | 169 | 28.2 | 70 | 2 | 1 | 0 | 2 | 1 | 0-0 | 0 | 0 | 7 | 421 | 60.1 | 1 | 0 |
| Oct 31, 2009 | at South Carolina State | 4 | 180 | 45.0 | 54 | 0 | 0 | 0 | 2 | 2 | 2-1 | 23 | 0 | 3 | 193 | 64.3 | 0 | 0 |
| Nov 07, 2009 | at Winston-Salem State | 6 | 205 | 34.2 | 42 | 0 | 1 | 0 | 0 | 3 | 1-1 | 26 | 0 | 5 | 303 | 60.6 | 0 | 1 |
| Nov 14, 2009 | NORFOLK STATE | 4 | 135 | 33.8 | 35 | 0 | 1 | 1 | 0 | 0 | 3-3 | 42 | 0 | 5 | 304 | 60.8 | 1 | 0 |
| Nov 21, 2009 | HOWARD | 2 | 88 | 44.0 | 45 | 0 | 0 | 0 | 1 | 4-3 | 35 | 0 | 7 | 417 | 59.6 | 1 | 0 | |
| Totals | | 56 | 2059 | 36.8 | 70 | 3 | 4 | 4 | 9 | 17 | 18-11 | 42 | 2 | 43 | 2583 | 60.1 | 4 | 2 |
| Opponent | | 39 | 1549 | 39.7 | 79 | 0 | 2 | 4 | 7 | 9 | 12-4 | 55 | 2 | 49 | 2734 | 55.8 | 3 | 3 |

2009 TEAM GAME-BY-GAME

| Opponent | Score | -----FIRST DOWNS----- | | | ----RUSHING---- | | -----PASSING----- | | | --TOTAL OFFENSE-- | | Return Yards | Turn- Overs |
|----------------------|---------|-----------------------|--------|-------|-----------------|-------------------|-----------------------|-----------|--------------------|-------------------|-------|-----------------|----------------|
| | | Total | Rush | Pass | Pen | Number-Yards | Comp-Att-Int | Yards | Plays-Yards | | | | |
| Florida A&M..... | 12-21 | 15/24 | 4/16 | 10/6 | 1/2 | 26-86 / 47-328 | 17-32- 0 / 15-22- 0 | 188/157 | 58-274 / 69-485 | 85/131 | 2/2 | | |
| Delaware..... | 17-27 | 20/21 | 8/8 | 11/10 | 1/3 | 37-135 / 33-116 | 23-40- 1 / 19-29- 1 | 208/227 | 77-343 / 62-343 | 189/94 | 2/1 | | |
| Hampton..... | 21-6 | 16/17 | 8/10 | 8/5 | 0/2 | 32-127 / 33-235 | 20-31- 0 / 13-29- 3 | 150/155 | 63-277 / 62-390 | 88/30 | 0/3 | | |
| BETHUNE-COOKMAN..... | 7-9 | 9/21 | 4/9 | 4/10 | 1/2 | 21-95 / 48-132 | 10-25- 2 / 15-25- 1 | 71/218 | 46-166 / 73-350 | 167/86 | 2/2 | | |
| Michigan..... | 6-63 | 11/34 | 2/22 | 5/11 | 4/1 | 26-65 / 54-461 | 18-34- 0 / 15-18- 0 | 151/266 | 60-216 / 72-727 | 162/131 | 0/1 | | |
| MORGAN STATE..... | 35-22 | 16/14 | 7/7 | 7/6 | 2/1 | 37-131 / 31-115 | 16-26- 2 / 14-26- 3 | 150/143 | 63-281 / 57-258 | 114/168 | 2/3 | | |
| South Carolina State | 10-52 | 13/29 | 4/15 | 9/11 | 0/3 | 33-87 / 41-197 | 14-26- 2 / 16-24- 0 | 138/316 | 59-225 / 65-513 | 231/172 | 2/0 | | |
| Winston-Salem State. | 24-21 | 16/14 | 12/8 | 2/6 | 2/0 | 45-153 / 37-122 | 8-21- 1 / 10-20- 2 | 102/124 | 66-255 / 57-246 | 160/109 | 3/5 | | |
| NORFOLK STATE..... | 16-21 | 19/20 | 11/5 | 8/12 | 0/3 | 43-172 / 27-60 | 13-24- 2 / 22-39- 2 | 147/274 | 67-319 / 66-334 | 111/52 | 3/3 | | |
| HOWARD..... | 30-20 | 21/13 | 7/2 | 14/8 | 0/3 | 44-95 / 20-29 | 23-31- 0 / 14-26- 1 | 315/158 | 75-410 / 46-187 | 97/158 | 1/2 | | |
| Totals..... | 178-262 | 156/207 | 67/102 | 78/85 | 11/20 | 344-1146/371-1795 | 162-290-10/153-258-13 | 1620/2038 | 634-2766/ 629-3833 | 1404/1131 | 17/22 | | |

Note: Game totals are displayed in the format TEAM/OPPONENT for each category

| Opponent | 3rd Down | | 4th Down | | Time of Possession | | TOP | Avg | Avg | Avg | Punting | | ----PENALTIES---- | |
|----------------------|----------------|------------|---------------|--------|--------------------|----------|----------|-------------------|-----------------|------------|---------|--------|-------------------|--|
| | Conversions | | Conversions | | Possession | Margin | Yds/Rush | Yds/Pass | Yds/Play | Number-Avg | No-Yds | No-Yds | | |
| Florida A&M..... | 5-13 / 6-11 | 1-1 / 0-0 | 24:32/ 35:28 | -10:56 | 3.3/7.0 | 5.9/7.1 | 4.7/7.0 | 7-38.9 / 4-37.8 | 5-45 / 10-98 | | | | | |
| Delaware..... | 8-19 / 3-11 | 1-2 / 1-1 | 34:29/ 25:31 | 8:58 | 3.6/3.5 | 5.2/7.8 | 4.5/5.5 | 4-30.5 / 6-39.3 | 9-53 / 4-40 | | | | | |
| Hampton..... | 6-14 / 5-16 | 1-1 / 1-2 | 30:15/ 29:45 | 0:30 | 4.0/7.1 | 4.8/5.3 | 4.4/6.3 | 6-44.0 / 4-47.0 | 7-74 / 14-141 | | | | | |
| BETHUNE-COOKMAN..... | 2-11 / 5-15 | 1-1 / 2-3 | 18:49/ 41:11 | -22:22 | 4.5/2.8 | 2.8/8.7 | 3.6/4.8 | 6-43.0 / 4-35.8 | 4-56 / 13-74 | | | | | |
| Michigan..... | 1-15 / 3-5 | 0-0 / 0-2 | 30:10/ 29:50 | 0:20 | 2.5/8.5 | 4.4/14.8 | 3.6/10.1 | 11-33.3 / 0-0.0 | 8-78 / 9-93 | | | | | |
| MORGAN STATE..... | 7-16 / 3-13 | 0-0 / 1-2 | 32:26/ 27:34 | 4:52 | 3.5/3.7 | 5.8/5.5 | 4.5/4.5 | 6-28.2 / 5-40.6 | 7-53 / 11-82 | | | | | |
| South Carolina State | 7-14 / 6-12 | 0-1 / 0-1 | 29:58/ 29:48 | 0:10 | 2.6/4.8 | 5.3/13.2 | 3.8/7.9 | 4-45.0 / 1-47.0 | 7-69 / 2-10 | | | | | |
| Winston-Salem State. | 7-15 / 5-11 | 0-0 / 1-1 | 33:45/ 26:15 | 7:30 | 3.4/3.3 | 4.9/6.2 | 3.9/4.3 | 6-34.2 / 4-38.5 | 9-55 / 4-52 | | | | | |
| NORFOLK STATE..... | 6-15 / 7-13 | 0-0 / 0-0 | 31:58/ 28:02 | 3:56 | 4.0/2.2 | 6.1/7.0 | 4.8/5.1 | 4-33.8 / 5-44.0 | 4-32 / 10-91 | | | | | |
| HOWARD..... | 8-17 / 1-9 | 1-2 / 0-0 | 38:44/ 21:16 | 17:28 | 2.2/1.5 | 10.2/6.1 | 5.5/4.1 | 2-44.0 / 6-34.5 | 11-87 / 2-11 | | | | | |
| Totals..... | 57-149/ 44-116 | 5-8 / 6-12 | 305:06/294:40 | 10:26 | 3.3/4.8 | 5.6/7.9 | 4.4/6.1 | 56-36.8 / 39-39.7 | 71-602 / 79-692 | | | | | |

Note: Game totals are displayed in the format TEAM/OPPONENT for each category

3rd-Down Conversions

| Date | Opponent | Score | Overall | 1st Qtr | 2nd Qtr | 3rd Qtr | 4th Qtr | OT | Qtr |
|----------------|---------------------------|---------|--------------|-------------|-------------|-------------|-------------|----------|-----|
| *Sep 05 | at Florida A&M..... | L 12-21 | 5-13 38.5% | 1-3 33.3% | 2-3 66.7% | 1-3 33.3% | 1-4 25.0% | | |
| Sep 19 | at Delaware..... | L 17-27 | 8-19 42.1% | 2-5 40.0% | 0-4 0.0% | 3-5 60.0% | 3-5 60.0% | | |
| *Sep 26 | at Hampton..... | W 21-6 | 6-14 42.9% | 1-3 33.3% | 3-3 100.0% | 2-5 40.0% | 0-3 0.0% | | |
| *Oct 10 | Bethune-Cookman..... | L 7-9 | 2-11 18.2% | 1-2 50.0% | 1-3 33.3% | 0-2 0.0% | 0-4 0.0% | | |
| Oct 17 | at Michigan..... | L 6-63 | 1-15 6.7% | 0-6 0.0% | 0-3 0.0% | 1-2 50.0% | 0-4 0.0% | | |
| *Oct 17 | at North Carolina A&T.. | | | | | | | | |
| *Oct 24 | Morgan State..... | W 35-22 | 7-16 43.8% | 0-4 0.0% | 2-3 66.7% | 3-4 75.0% | 2-5 40.0% | | |
| *Oct 31 | at South Carolina State L | 10-52 | 7-14 50.0% | 1-3 33.3% | 3-5 60.0% | 2-3 66.7% | 1-3 33.3% | | |
| Nov 07 | at Winston-Salem State. W | 24-21 | 7-15 46.7% | 1-3 33.3% | 2-4 50.0% | 1-3 33.3% | 3-5 60.0% | | |
| *Nov 14 | Norfolk State..... | L 16-21 | 6-15 40.0% | 1-3 33.3% | 1-4 25.0% | 2-3 66.7% | 2-5 40.0% | | |
| *Nov 21 | Howard..... | W 30-20 | 8-17 47.1% | 1-4 25.0% | 1-4 25.0% | 4-5 80.0% | 2-4 50.0% | | |
| Delaware State | | | 57-149 38.3% | 9-36 25.0% | 15-36 41.7% | 19-35 54.3% | 14-42 33.3% | 0-0 0.0% | |
| Opponents | | | 44-116 37.9% | 16-32 50.0% | 12-30 40.0% | 7-27 25.9% | 9-27 33.3% | 0-0 0.0% | |

4th-Down Conversions

| Date | Opponent | Score | Overall | 1st Qtr | 2nd Qtr | 3rd Qtr | 4th Qtr | OT | Qtr |
|----------------|---------------------------|---------|------------|------------|------------|-----------|------------|----------|-----|
| *Sep 05 | at Florida A&M..... | L 12-21 | 1-1 100.0% | 0-0 0.0% | 0-0 0.0% | 0-0 0.0% | 1-1 100.0% | | |
| Sep 19 | at Delaware..... | L 17-27 | 1-2 50.0% | 0-0 0.0% | 0-0 0.0% | 0-1 0.0% | 1-1 100.0% | | |
| *Sep 26 | at Hampton..... | W 21-6 | 1-1 100.0% | 0-0 0.0% | 1-1 100.0% | 0-0 0.0% | 0-0 0.0% | | |
| *Oct 10 | Bethune-Cookman..... | L 7-9 | 1-1 100.0% | 0-0 0.0% | 0-0 0.0% | 0-0 0.0% | 1-1 100.0% | | |
| Oct 17 | at Michigan..... | L 6-63 | 0-0 0.0% | 0-0 0.0% | 0-0 0.0% | 0-0 0.0% | 0-0 0.0% | | |
| *Oct 17 | at North Carolina A&T.. | | | | | | | | |
| *Oct 24 | Morgan State..... | W 35-22 | 0-0 0.0% | 0-0 0.0% | 0-0 0.0% | 0-0 0.0% | 0-0 0.0% | | |
| *Oct 31 | at South Carolina State L | 10-52 | 0-1 0.0% | 0-0 0.0% | 0-0 0.0% | 0-0 0.0% | 0-1 0.0% | | |
| Nov 07 | at Winston-Salem State. W | 24-21 | 0-0 0.0% | 0-0 0.0% | 0-0 0.0% | 0-0 0.0% | 0-0 0.0% | | |
| *Nov 14 | Norfolk State..... | L 16-21 | 0-0 0.0% | 0-0 0.0% | 0-0 0.0% | 0-0 0.0% | 0-0 0.0% | | |
| *Nov 21 | Howard..... | W 30-20 | 1-2 50.0% | 0-1 0.0% | 1-1 100.0% | 0-0 0.0% | 0-0 0.0% | | |
| Delaware State | | | 5-8 62.5% | 0-1 0.0% | 2-2 100.0% | 0-1 0.0% | 3-4 75.0% | 0-0 0.0% | |
| Opponents | | | 6-12 50.0% | 1-1 100.0% | 1-1 100.0% | 3-6 50.0% | 1-4 25.0% | 0-0 0.0% | |

Time of Possession

| Date | Opponent | Score | Overall | 1st Qtr | 2nd Qtr | 3rd Qtr | 4th Qtr | OT | Qtr |
|----------------|---------------------------|---------|--------------|---------|---------|---------|---------|------|-----|
| *Sep 05 | at Florida A&M..... | L 12-21 | 24:32 | 4:37 | 5:56 | 7:52 | 6:07 | | |
| Sep 19 | at Delaware..... | L 17-27 | 34:29 | 7:07 | 7:45 | 10:12 | 9:25 | | |
| *Sep 26 | at Hampton..... | W 21-6 | 30:15 | 6:20 | 8:03 | 8:56 | 6:56 | | |
| *Oct 10 | Bethune-Cookman..... | L 7-9 | 18:49 | 6:22 | 5:12 | 2:46 | 4:29 | | |
| Oct 17 | at Michigan..... | L 6-63 | 30:10 | 9:26 | 5:52 | 5:52 | 9:00 | | |
| *Oct 17 | at North Carolina A&T.. | | | | | | | | |
| *Oct 24 | Morgan State..... | W 35-22 | 32:26 | 8:48 | 5:58 | 6:30 | 11:10 | | |
| *Oct 31 | at South Carolina State L | 10-52 | 29:58 | 7:07 | 12:37 | 7:31 | 2:43 | | |
| Nov 07 | at Winston-Salem State. W | 24-21 | 33:45 | 6:35 | 8:32 | 6:32 | 12:06 | | |
| *Nov 14 | Norfolk State..... | L 16-21 | 31:58 | 7:32 | 6:43 | 11:06 | 6:37 | | |
| *Nov 21 | Howard..... | W 30-20 | 38:44 | 8:33 | 9:35 | 13:00 | 7:36 | | |
| Delaware State | | | Total 305:06 | 72:27 | 76:13 | 80:17 | 76:09 | 0:00 | |
| Opponents | | | Total 294:40 | 77:33 | 73:45 | 69:43 | 73:39 | 0:00 | |
| | | | Avg. 29:28 | 7:45 | 7:22 | 6:58 | 7:21 | 0:00 | |

2009 INDIVIDUAL/TEAM HIGHS

INDIVIDUAL GAME HIGHS

| | | |
|----------------------|------|--|
| Rushes..... | 35 | JONES,Jaashawn at Winston-Salem State (Nov 07, 2009) |
| Yards Rushing..... | 143 | JONES,Jaashawn at Winston-Salem State (Nov 07, 2009) |
| TD Rushes..... | 2 | JONES,Jaashawn vs Howard (Nov 21, 2009) |
| Long Rush..... | 34 | JONES,Jaashawn vs Morgan State (Oct 24, 2009) |
| Pass attempts..... | 40 | GLAUD,Anthony at Delaware (Sep 19, 2009) |
| Pass completions.... | 23 | GLAUD,Anthony at Delaware (Sep 19, 2009) |
| | | GLAUD,Anthony vs Howard (Nov 21, 2009) |
| Yards Passing..... | 315 | GLAUD,Anthony vs Howard (Nov 21, 2009) |
| TD Passes..... | 2 | GLAUD,Anthony vs Morgan State (Oct 24, 2009) |
| Long Pass..... | 58 | GLAUD,Anthony vs Howard (Nov 21, 2009) |
| Receptions..... | 11 | JACKSON,Darius vs Howard (Nov 21, 2009) |
| Yards Receiving..... | 123 | JACKSON,Darius vs Howard (Nov 21, 2009) |
| TD Receptions..... | 1 | CHARLES,Zacharri at Florida A&M (Sep 05, 2009) |
| | | TOLIVER,Calvin at Hampton (Sep 26, 2009) |
| | | DIXON,Donnell vs Morgan State (Oct 24, 2009) |
| | | CHARLES,Zacharri vs Morgan State (Oct 24, 2009) |
| | | CHARLES,Zacharri vs Norfolk State (Nov 14, 2009) |
| Long Reception..... | 58 | MOORE,Larrone vs Howard (Nov 21, 2009) |
| Field Goals..... | 3 | FLICKINGER,Riley vs Norfolk State (Nov 14, 2009) |
| | | FLICKINGER,Riley vs Howard (Nov 21, 2009) |
| Long Field Goal..... | 42 | FLICKINGER,Riley at Delaware (Sep 19, 2009) |
| | | FLICKINGER,Riley vs Norfolk State (Nov 14, 2009) |
| Punts..... | 10 | LOCHNER,Nick at Michigan (Oct 17, 2009) |
| Punting Avg..... | 45.0 | LOCHNER,Nick at South Carolina State (Oct 31, 2009) |
| Long Punt..... | 70 | LOCHNER,Nick vs Morgan State (Oct 24, 2009) |
| Long Punt Return.... | 18 | JACKSON,Darius vs Morgan State (Oct 24, 2009) |
| Long Kickoff Return. | 90 | MOORE,Larrone at South Carolina State (Oct 31, 2009) |
| Tackles..... | 12 | STRUMS,Jerome vs Bethune-Cookman (Oct 10, 2009) |
| Sacks..... | 1.0 | GABLE,Mike at Florida A&M (Sep 05, 2009) |
| | | GRANT,Avery at Florida A&M (Sep 05, 2009) |
| | | SUTTON,John at Delaware (Sep 19, 2009) |
| | | CAROLL,Andre at Delaware (Sep 19, 2009) |
| | | HURST,Tyron at Hampton (Sep 26, 2009) |
| | | DUNN,Fabian vs Bethune-Cookman (Oct 10, 2009) |
| | | HURST,Tyron vs Bethune-Cookman (Oct 10, 2009) |
| | | RICHARDSON,Aaron vs Morgan State (Oct 24, 2009) |
| | | MENDES,Joe vs Morgan State (Oct 24, 2009) |
| | | GABLE,Mike at South Carolina State (Oct 31, 2009) |
| | | MENDES,Joe at South Carolina State (Oct 31, 2009) |
| | | HURST,Tyron at Winston-Salem State (Nov 07, 2009) |
| | | MENDES,Joe vs Norfolk State (Nov 14, 2009) |
| | | DUNN,Fabian vs Norfolk State (Nov 14, 2009) |
| | | HURST,Tyron vs Howard (Nov 21, 2009) |
| | | CAROLL,Andre vs Howard (Nov 21, 2009) |
| Tackles For Loss.... | 2.0 | GRANT,Avery at Florida A&M (Sep 05, 2009) |
| | | HURST,Tyron at South Carolina State (Oct 31, 2009) |
| | | GRANT,Avery vs Howard (Nov 21, 2009) |
| Interceptions..... | 2 | LIGON,Greg at Hampton (Sep 26, 2009) |

TEAM GAME HIGHS

| | | |
|----------------------|------|--|
| Rushes..... | 45 | at Winston-Salem State (Nov 07, 2009) |
| Yards Rushing..... | 172 | vs Norfolk State (Nov 14, 2009) |
| Yards Per Rush..... | 4.5 | vs Bethune-Cookman (Oct 10, 2009) |
| TD Rushes..... | 3 | vs Howard (Nov 21, 2009) |
| Pass attempts..... | 40 | at Delaware (Sep 19, 2009) |
| Pass completions.... | 23 | at Delaware (Sep 19, 2009) |
| | | vs Howard (Nov 21, 2009) |
| Yards Passing..... | 315 | vs Howard (Nov 21, 2009) |
| Yards Per Pass..... | 10.2 | vs Howard (Nov 21, 2009) |
| TD Passes..... | 2 | vs Morgan State (Oct 24, 2009) |
| Total Plays..... | 77 | at Delaware (Sep 19, 2009) |
| Total Offense..... | 410 | vs Howard (Nov 21, 2009) |
| Yards Per Play..... | 5.5 | vs Howard (Nov 21, 2009) |
| Points..... | 35 | vs Morgan State (Oct 24, 2009) |
| Sacks By..... | 3 | at South Carolina State (Oct 31, 2009) |
| | | vs Norfolk State (Nov 14, 2009) |
| First Downs..... | 21 | vs Howard (Nov 21, 2009) |
| Penalties..... | 11 | vs Howard (Nov 21, 2009) |
| Penalty Yards..... | 87 | vs Howard (Nov 21, 2009) |
| Turnovers..... | 3 | at Winston-Salem State (Nov 07, 2009) |
| | | vs Norfolk State (Nov 14, 2009) |
| Interceptions By.... | 3 | at Hampton (Sep 26, 2009) |
| | | vs Morgan State (Oct 24, 2009) |

2009 OPPONENT INDIVIDUAL/TEAM HIGHS

OPPONENT INDIVIDUAL GAME HIGHS

| | | |
|----------------------|------|---|
| Rushes..... | 21 | JOHNSON,Matthew, vs Bethune-Cookman (Oct 10, 2009) |
| Yards Rushing..... | 196 | PULLEY,Curtis, at Florida A&M (Sep 05, 2009) |
| TD Rushes..... | 2 | Devlin, at Delaware (Sep 19, 2009) |
| | | Cox, Michael, at Michigan (Oct 17, 2009) |
| | | FORD,William, at South Carolina State (Oct 31, 2009) |
| Long Rush..... | 57 | Cox, Michael, at Michigan (Oct 17, 2009) |
| Pass attempts..... | 38 | BROWN,Dennis, vs Norfolk State (Nov 14, 2009) |
| Pass completions.... | 22 | BROWN,Dennis, vs Norfolk State (Nov 14, 2009) |
| Yards Passing..... | 316 | LONG.Malcolm, at South Carolina State (Oct 31, 2009) |
| TD Passes..... | 2 | Robinson, D., at Michigan (Oct 17, 2009) |
| | | LONG.Malcolm, at South Carolina State (Oct 31, 2009) |
| | | DUNSTON,Jarrett, at Winston-Salem State (Nov 07, 2009) |
| | | BROWN,Dennis, vs Norfolk State (Nov 14, 2009) |
| Long Pass..... | 80 | LONG.Malcolm, at South Carolina State (Oct 31, 2009) |
| Receptions..... | 10 | BELL,Chris, vs Norfolk State (Nov 14, 2009) |
| Yards Receiving..... | 135 | YOUNG,OliverTre, at South Carolina State (Oct 31, 2009) |
| TD Receptions..... | 2 | YOUNG,OliverTre, at South Carolina State (Oct 31, 2009) |
| | | FITZGERALD,D., at Winston-Salem State (Nov 07, 2009) |
| | | BELL,Chris, vs Norfolk State (Nov 14, 2009) |
| Long Reception..... | 80 | YOUNG,OliverTre, at South Carolina State (Oct 31, 2009) |
| Field Goals..... | 2 | SCARLETT,Kemar, vs Morgan State (Oct 24, 2009) |
| Long Field Goal..... | 55 | SCARLETT,Kemar, vs Morgan State (Oct 24, 2009) |
| Punts..... | 6 | Wagner, at Delaware (Sep 19, 2009) |
| | | WOLFF,Patrick, vs Howard (Nov 21, 2009) |
| Punting Avg..... | 47.0 | BLANCHARD,Jahma, at Hampton (Sep 26, 2009) |
| | | ERICKSON,Blake, at South Carolina State (Oct 31, 2009) |
| Long Punt..... | 79 | ADAMS,Nicholas, vs Morgan State (Oct 24, 2009) |
| Long Punt Return.... | 41 | YOUNG,OliverTre, at South Carolina State (Oct 31, 2009) |
| Long Kickoff Return. | 92 | CARTER,Willie, vs Howard (Nov 21, 2009) |
| Tackles..... | 11 | PARKER,Bryan, at Florida A&M (Sep 05, 2009) |
| | | ELLIS,Jermell, vs Howard (Nov 21, 2009) |
| Sacks..... | 2.0 | Graham, Brandon, at Michigan (Oct 17, 2009) |
| Tackles For Loss.... | 3.5 | ELLIS,Kendrick, at Hampton (Sep 26, 2009) |

OPPONENT TEAM GAME HIGHS

| | | |
|----------------------|------|--|
| Rushes..... | 54 | at Michigan (Oct 17, 2009) |
| Yards Rushing..... | 461 | at Michigan (Oct 17, 2009) |
| Yards Per Rush..... | 8.5 | at Michigan (Oct 17, 2009) |
| TD Rushes..... | 6 | at Michigan (Oct 17, 2009) |
| Pass attempts..... | 39 | vs Norfolk State (Nov 14, 2009) |
| Pass completions.... | 22 | vs Norfolk State (Nov 14, 2009) |
| Yards Passing..... | 316 | at South Carolina State (Oct 31, 2009) |
| Yards Per Pass..... | 14.8 | at Michigan (Oct 17, 2009) |
| TD Passes..... | 3 | at Winston-Salem State (Nov 07, 2009) |
| Total Plays..... | 73 | vs Bethune-Cookman (Oct 10, 2009) |
| Total Offense..... | 727 | at Michigan (Oct 17, 2009) |
| Yards Per Play..... | 10.1 | at Michigan (Oct 17, 2009) |
| Points..... | 63 | at Michigan (Oct 17, 2009) |
| Sacks By..... | 3 | at Delaware (Sep 19, 2009) |
| | | at South Carolina State (Oct 31, 2009) |
| | | vs Howard (Nov 21, 2009) |
| First Downs..... | 34 | at Michigan (Oct 17, 2009) |
| Penalties..... | 14 | at Hampton (Sep 26, 2009) |
| Penalty Yards..... | 141 | at Hampton (Sep 26, 2009) |
| Turnovers..... | 5 | at Winston-Salem State (Nov 07, 2009) |
| Interceptions By.... | 2 | vs Bethune-Cookman (Oct 10, 2009) |
| | | vs Morgan State (Oct 24, 2009) |
| | | at South Carolina State (Oct 31, 2009) |
| | | vs Norfolk State (Nov 14, 2009) |

2009 DELAWARE STATE/OPPONENT RED ZONE STATS

Delaware State Inside Opponent Red-Zone

| Date | Opponent | Score | Times | | Total Pts | TDs | Rush TDs | Pass TDs | FGs Made | ---- Failed to score inside RZ ---- | | | | | |
|------------------|-------------------------|---------|-------|--------|--------------|-----|-------------|-------------|-------------|-------------------------------------|-------|-----|------|------|------|
| | | | In RZ | Scored | | | | | | FGA | Downs | Int | Fumb | Half | Game |
| *Sep 05 | at Florida A&M..... | L 12-21 | 2 | 1 | 6 | 1 | 1 | 0 | 0 | 0 | 0 | 0 | 1 | 0 | 0 |
| Sep 19 | at Delaware..... | L 17-27 | 3 | 1 | 7 | 1 | 1 | 0 | 0 | 1 | 0 | 1 | 0 | 0 | 0 |
| *Sep 26 | at Hampton..... | W 21-6 | 3 | 2 | 14 | 2 | 1 | 1 | 0 | 1 | 0 | 0 | 0 | 0 | 0 |
| *Oct 10 | Bethune-Cookman..... | L 7-9 | 1 | 1 | 7 | 1 | 1 | 0 | 0 | 0 | 0 | 0 | 0 | 0 | 0 |
| Oct 17 | at Michigan..... | L 6-63 | 2 | 2 | 6 | 0 | 0 | 0 | 2 | 0 | 0 | 0 | 0 | 0 | 0 |
| *Oct 17 | at North Carolina A&T.. | | | | | | | | | | | | | | |
| *Oct 24 | Morgan State..... | W 35-22 | 4 | 3 | 21 | 3 | 2 | 1 | 0 | 0 | 1 | 0 | 0 | 0 | 0 |
| *Oct 31 | at South Carolina State | L 10-52 | 3 | 1 | 3 | 0 | 0 | 0 | 1 | 1 | 1 | 0 | 0 | 0 | 0 |
| Nov 07 | at Winston-Salem State. | W 24-21 | 4 | 3 | 17 | 2 | 2 | 0 | 1 | 0 | 0 | 0 | 0 | 1 | 0 |
| *Nov 14 | Norfolk State..... | L 16-21 | 2 | 2 | 6 | 0 | 0 | 0 | 2 | 0 | 0 | 0 | 0 | 0 | 0 |
| *Nov 21 | Howard..... | W 30-20 | 5 | 5 | 23 | 2 | 2 | 0 | 3 | 0 | 0 | 0 | 0 | 0 | 0 |
| Totals | | | 29 | 21 | 110 | 12 | 10 | 2 | 9 | 3 | 2 | 1 | 1 | 1 | 0 |
| 21 of 29 (72.4%) | | | | | | | | | | | | | | | |

Opponents Inside Delaware State Red-Zone

| Date | Opponent | Score | Times | | Total Pts | TDs | Rush TDs | Pass TDs | FGs Made | ---- Failed to score inside RZ ---- | | | | | |
|------------------|-------------------------|---------|-------|--------|--------------|-----|-------------|-------------|-------------|-------------------------------------|-------|-----|------|------|------|
| | | | In RZ | Scored | | | | | | FGA | Downs | Int | Fumb | Half | Game |
| *Sep 05 | at Florida A&M..... | L 12-21 | 4 | 2 | 14 | 2 | 2 | 0 | 0 | 0 | 0 | 0 | 0 | 2 | 0 |
| Sep 19 | at Delaware..... | L 17-27 | 5 | 4 | 27 | 4 | 3 | 1 | 0 | 0 | 0 | 0 | 0 | 1 | 0 |
| *Sep 26 | at Hampton..... | W 21-6 | 2 | 0 | 0 | 0 | 0 | 0 | 0 | 2 | 0 | 0 | 0 | 0 | 0 |
| *Oct 10 | Bethune-Cookman..... | L 7-9 | 2 | 0 | 0 | 0 | 0 | 0 | 0 | 1 | 0 | 0 | 1 | 0 | 0 |
| Oct 17 | at Michigan..... | L 6-63 | 6 | 5 | 35 | 5 | 5 | 0 | 0 | 0 | 1 | 0 | 0 | 0 | 0 |
| *Oct 17 | at North Carolina A&T.. | | | | | | | | | | | | | | |
| *Oct 24 | Morgan State..... | W 35-22 | 3 | 1 | 7 | 1 | 1 | 0 | 0 | 0 | 1 | 1 | 0 | 0 | 0 |
| *Oct 31 | at South Carolina State | L 10-52 | 5 | 5 | 31 | 4 | 4 | 0 | 1 | 0 | 0 | 0 | 0 | 0 | 0 |
| Nov 07 | at Winston-Salem State. | W 24-21 | 3 | 3 | 21 | 3 | 0 | 3 | 0 | 0 | 0 | 0 | 0 | 0 | 0 |
| *Nov 14 | Norfolk State..... | L 16-21 | 2 | 2 | 14 | 2 | 1 | 1 | 0 | 0 | 0 | 0 | 0 | 0 | 0 |
| *Nov 21 | Howard..... | W 30-20 | 1 | 1 | 7 | 1 | 1 | 0 | 0 | 0 | 0 | 0 | 0 | 0 | 0 |
| Totals | | | 33 | 23 | 156 | 22 | 17 | 5 | 1 | 3 | 2 | 1 | 1 | 3 | 0 |
| 23 of 33 (69.7%) | | | | | | | | | | | | | | | |