



2010 DELAWARE STATE FOOTBALL NOTES

GAME 3

DELAWARE STATE HORNETS (0-2; 0-1 MEAC) VS. COASTAL CAROLINA CHANTICLEERS (0-3; 0-0 Big South) SAT., SEP. 25, 2010 (6:00 P.M) —BROOKS STADIUM (9,112) CONWAY, S.C.

DSU Athletic Media Relations: Dennis Jones (football contact) - (302) 857-6068/office; (302) 270-6088/cell; email: djones@desu.edu

DELAWARE STATE VS COASTAL CAROLINA



Delaware State: 0-2; 0-1 MEAC

Coastal Carolina: 0-3; 0-0 Big South

The Series: Series tied 1-1

Location: Brooks Stadium (9,112) - Conway, S.C.
(Surface— Natural Grass)

National Rankings: Delaware State and Coastal Carolina are not listed in any Football Championship Subdivision (FCS) polls.

Pressbox Phone: 843-234-3404

Delaware State Head Coach Al Lavan: Al Lavan (Colorado State, '68) is in his seventh season as head coach of the Hornets. He holds a 38-30 overall record (.559), including a 32-16 mark (.667) vs. MEAC opponents at DSU. His career coaching record is 40-31 (.563), including a 2-1 mark as interim head coach at Eastern Michigan in 2003. Lavan is third on the Delaware State career list for football coaching victories. He is 1-1 vs. Coastal Carolina. Delaware State is 15-18 overall (.454) in road games, including 0-1 at Coastal Carolina, during the Lavan era.

Coastal Carolina Head Coach David Bennett : Bennett (Presbyterian, '84) is in his eighth season as head coach of the Chanticleers. He owns a 50-32 record at CCU. Now in his 15th year as a college head coach, Bennett has a career record of 113-49. He is 1-1 all-time vs. Delaware State, including 1-0 at home.

Television: N/A

DSU Radio: 1290 The Ticket (www.1290theticket.com) is the flagship station of the Delaware State Hornets Radio Network. Scott Klatzkin is in his third season as DSU's play-by-play announcer.












Coastal Carolina Media Contacts:

Mike Cawood
Athletics Media Relations Office
Office Phone: (843) 349-2822
Email: cawood@coastal.edu

Live Stats: www.GoCCUSports.com

Live Streaming: TBA

2010 DELAWARE STATE SCHEDULE/RESULTS

Date	Opponent	TV	Time/Result	Series
Sep. 5	vs. Southern	ESPN/ESPNHD/ESPN3.com	L, 27-37	DSU leads 2-1
	 Larrone Moore has 186 all-purpose yards, two long TDs			
Sep. 11	*FLORIDA A&M	-	L, 14-17.	FAMU leads 20-8
	 Hornets cough up two leads; hurt by lack of field goal kicker			
Sep. 25	at Coastal Carolina	-	6:00 p.m.	Series tied 1-1
	 CCU won first meeting in 2005; DSU avenged loss with victory in '07			
Sep. 30	*HAMPTON	ESPNU	7:30 p.m.	HAM leads 22-14
	 Hornets intercept three passes in '09 win; teams have split last six mtgs.			
Oct. 9	*at Bethune-Cookman	-	4:00 p.m.	DSU leads 19-16
	 Wildcats kick late FG to snap four-game losing streak to Hornets			
Oct. 16	*NO. CAROLINA A&T	-	1:00 p.m.	Series tied 19-19-1
	 Hornets seek sixth straight homecoming win			
Oct. 23	*at Morgan State	-	1:00 p.m.	MSU leads 28-23
	 Jaashawn Jones rushes for 107 yards and TD in 35-22 DSU win in '09			
Oct. 30	*SO. CAROLINA STATE	-	1:00 p.m.	SCS leads 25-15
	 Bulldogs outgain Hornets 513-225 in 2009 win			
Nov. 6	NO. CAROLINA CENTRAL	-	1:00 p.m.	NCC leads 13-5-1
	 First meeting since 2004 (26-23 DSU loss)			
Nov. 13	*at Norfolk State	-	1:00 p.m.	DSU leads 12-4
	 Spartans score 21 4th quarter points to stun Hornets			
Nov. 20	*at Howard	-	1:00 p.m.	HU leads 34-31-1
	 Glaud passed for 315 yards, Darius Jackson catches 11 in '09 DSU win			

* - Mid-Eastern Athletic Conference game
HOME GAMES (AT ALUMNI STADIUM ON DSU CAMPUS) IN ALL CAPS
All times Eastern and subject to change

**DELAWARE STATE 2010 RESULTS
(0-2; 0-1 MEAC)**

Sep. 5	vs. Southern	L, 27-37
Sep. 11	FLORIDA A&M*	L, 14-17
Sep. 25	at Coastal Carolina	6:00 p.m.
Sep. 30	HAMPTON* (ESPNU)	7:30 p.m.
Oct. 9	at Bethune-Cookman*	4:00 p.m.
Oct. 16	NCA&T (HC)	1:00 p.m.
Oct. 23	at Morgan State*	1:00 p.m.
Oct. 30	SC STATE*	1:00 p.m.
Nov. 6	NO. CAROLINA CENTRAL	1:00 p.m.
Nov. 13	at Norfolk State*	1:00 p.m.
Nov. 20	at Howard*	1:00 p.m.

*-MEAC game

**COASTAL CAROLINA 2010 RESULTS
(0-3; 0-0 Big SOUTH)**

Sep. 4	at West Virginia	L, 0-31
Sept. 11	at Towson	L, 45-47 (5 OT)
Sept. 18	GEORGIA SOUTHERN	L, 26-43
Sep. 25	DELAWARE STATE	6:00 p.m.
Oct. 2	at Richmond	1:00 p.m.
Oct. 16	at Presbyterian*	2:00 p.m.
Oct. 23	STONY BROOK*	6:00 p.m.
Oct. 30	at Gardner-Webb*	1:30 p.m.
Nov. 6	at VMI*	1:30 p.m.
Nov. 13	LIBERTY*	1:00 p.m.
Nov. 20	CHARLESTON SO*	1:00 p.m.

*-Big South game

**2010 STATISTICAL COMPARISON
(NCAA Rankings)**

Category	DSU (2 games)	CCU (3 gms)
Rushing off.	114.5 (83)	126.7 (73)
Passing off.	217.5 (48)	203.3 (58)
Total off.	332.0 (69)	330.0 (71)
Scoring off.	20.5 (78)	23.7 (59)
Rushing def.	148.0 (59)	202.7 (96)
Pass Eff. Defense	121.13 (44)	169.3 (113)
Total def.	346.5 (56)	379.7 (70)
Scoring def.	27.0 (64)	40.3 (109)
Net punting	21.1 (115)	25.9 (107)
Punt returns	7.3 (70)	-60 (114)
Kick off returns	30.1 (4)	17.3 (98)
Turnover margin	-1.0 (89)	-33 (72)
Pass def.	198.5 (59)	177.0 (41)
Sacks	1.00 (80)	1.0 (80)
Tackles for loss	4.5 (88)	7.3 (T-17)
Sacks allowed	1.5 (46)	.67 (7)

THE GAME

Delaware State visits Big South Conference member Coastal Carolina in a battle of teams seeking their first win of the season. The Hornets, 0-2 overall (0-1 MEAC), have been idle since a 17-14 loss to Florida A&M in their home opener on Sep. 11. Delaware State led 6-3 in the second quarter and 14-10 in the third, but failed to capitalize on several other scoring opportunities due to the lack of a reliable field goal kicker. Starting placekicker Mario Diaz-Aviles missed the contest due to an ankle injury suffered in the season opener against Southern on Sep. 5. The loss overshadowed another outstanding performance by DSU's Larrone Moore, who collected 195 all-purpose yards in the contest. Moore had five catches for 102 yards, with a long of 39. He also returned two kickoffs for 93 yards, including a 54-yarder. The Hornets outgained Florida A&M 344-to-299.

Coastal Carolina fell to 0-3 on the season (0-0 Big South) after a 43-26 home loss to Georgia Southern last Saturday. Chanticleer quarterback Zach MacDowall set a school record with 27 completions (41 attempts) for 314 yards. He threw three TDs passes and was intercepted twice. Coastal outgained Georgia Southern 441-369, but was hurt by three turnovers and 10 penalties for 93 yards. The Chanticleers lost their opener to FBS West Virginia 31-0 on Sep. 4, and suffered a 47-45 heartbreaking five overtime loss at Towson in week two (Sep. 11).

THE SERIES

This is the third meeting between the teams, who also battled in 2005 and 2007. Coastal Carolina won the inaugural meeting 24-6 on Sep. 24, 2005 at Brooks Stadium in Conway, S.C. Coastal Carolina committed four first-half turnovers, but Delaware State only led 6-3 after a field goal midway through the second quarter. The Chanticleers outscored the Hornets 11-0 in the final 6:06 of the first half to lead 14-6 at the break. Coastal Carolina led 17-7 after three quarters, and added an insurance touchdown on their first possession of the fourth quarter. The Hornets were held to just 190 total yards (104 passing, 86 rushing) in the contest. Current Miami Dolphin and former Kansas City Chiefs quarterback Tyler Thigpen was directing the offense for Coastal Carolina during the 2005 meeting with Delaware State. Thigpen completed 7-of-17 passes for 84 yards, and one interception in the game. He also rushed for 50 yards on nine attempts. Coastal Carolina, in just its third year as a Division I-AA program was 9-2 overall, and captured the Big South Championship with a 4-0 league mark in 2005. Delaware State was 7-4 overall and 6-2 in the MEAC that season.

The Hornets and Chanticleers met again on Sep. 1, 2007 at Delaware State's Alumni Stadium. DSU won the contest 23-18 in the season opener for each team. Coastal Carolina was ranked 23rd in the major FCS preseason polls. Kareem Jones rushed for 171 yards and a touchdown, and Shaheer McBride had two touchdown catches to lead the Hornets. Jones also had a 74-yard kick-off return in the contest. McBride's second touchdown catch gave DSU a 20-6 lead with 2:23 left in the third quarter. The Chanticleers pulled to within 23-18 on a touchdown with 3:58 left to play. Delaware State was able to run out the remaining time to secure the win. The Hornets were 10-2 overall and won their first MEAC title in 16 years (8-0 MEAC) during the 2007 season. DSU also made its first NCAA Division I-AA playoff appearance that year. Coastal Carolina was 5-6 overall and 3-1 in the Big South in '07.

DELAWARE STATE ALL-TIME RESULTS VS. COASTAL CAROLINA

2005	L	6-24	A	Conway, S.C.
2007	W	23-18	H	Dover, Del.
Total		29-42		

DSU QUICK FACTS

General Information

Location	Dover, Del. 19901
Founded	1891
Enrollment	3,609
President	Dr. Harry L. Williams
Faculty Representative	Dr. Jan Blade
Director of Athletics	Derek Carter
Nickname	Hornets
Colors	Columbia Blue & Red
National Affiliation	NCAA Div. I FCS
Conference	MEAC
Stadium	Alumni Stadium
Capacity	7,000
Surface	Artificial (A-Turf)
Press Box Phone	(302) 857-7651

History

First Year of Football	1924
All-Time Record	332-366-11
All-Time MEAC Record	116-129-1
Conference Titles	Six ('85, '87, '88, '89, '91, '07)
All-Time Playoff Record	0-1

Coaching Staff

Head Coach	Al Lavan
Alma Mater	Colorado State/1968
Record at DSU	38-30 (.576)/ six seasons
Career Record	40-31 (.580) (2-1 as interim head coach at Eastern Michigan, 2003)
Football Office Phone	(302) 857-7447
Football Office Fax	(302) 857-7555
Assistant Coaches	
Ray Petty	Def. Coordinator/OLBs
Doug Sams	Offensive Coordinator/QBs
Renato Diaz	Running Backs
Ronald Bolton	Defensive Backs
Curtis Thomas	WRs/Special Teams
Bobby Jones	Defensive Line
John Morgan	Inside Linebackers
Nick Calcutta	Offensive Line
Mike Gallagher	Tight Ends
Blake Saunders	Operations/Video Coordinator
Equipment Manager	Mark Springs
Dir. Sports Medicine	TBA
Administrative Assistant	Edna Piper

Team Information

2009 Overall Record	4-7** (2-2 home, 2-4 away)
2009 MEAC Record	3-5** (2-2 home, 1-3 away)
Conference Finish	T-6th
Final National Rankings	N/A
Offense	Multiple
Defense	4-3
Lettermen Returning (32)	
Offense	17
Defense	16
Specialists	0
Lettermen Lost (27)	
Offense	10
Defense	15
Specialists	2

** - includes forfeit loss to North Carolina A&T

Starters Returning/Lost (7/17)

Offense	6/5
Defense	2/9
Specialists	0/2

SCOUTING COASTAL CAROLINA



Coastal Carolina is averaging 330.0 yards per-game, 207.3 passing and 122.7 on the ground. Quarterback Zach MacDowell (sr. 6-2, 200) has completed 59 of 100 passes (59.0%) for 618 yards through three games. He has thrown four touchdowns and three interceptions. Last week, MacDowell set a school record with 27 completions (41 attempts) for 314 yards. He has also rushed for 72 yards (2.8 ypc) and two touchdowns.

Eric O'Neal (sr. 5-10, 200) is the team's top rusher with 167 yards (3.7 ypc). He has three touchdowns and a long run of 30 yards.

The Chanticleers feature four receivers with eight or more catches. Tight end David Duran (jr. 6-5, 240) leads the team with 13 receptions for 161 yards (12.4 ypr) and one touchdown. Wide receiver Brandon Whitley (sr. 6-3, 200) has 10 catches for 113 yards (11.3 ypr) and a score. O'Neal has come out of the backfield to catch nine balls for 35 yards and a touchdown. Wideout Marquel Willis (sr. 6-1, 195) has eight receptions for 112 yards (14.0 ypr).

Coastal Carolina's starting offensive line averages 6-4 and 299 pounds.

The Chanticleers, who returned 14 of their top 17 tacklers from last season, are allowing nearly 380 yards per-game, including nearly 203 yards on the ground. Outside linebacker Andrae Jacobs (so. 5-11, 245) leads the team with 35 tackles, including 18 solo stops. He also has one sack. Defensive back Dominique Davenport (sr. 5-11, 210) is second on the club with 21 tackles. He also has a 21-yard interception return. Left corner Josh Norman (jr. 6-2, 190) was a 2009 All-American after recording eight interceptions last season. Defensive end Quinton Davis (so. 6-2, 240) was an All-Big South selection last season. Coastal Carolina's defense also features three players who transferred from Hofstra, which

dropped its football program after the 2009 season. Defensive tackle Johnny Hartsfield came to Coastal in January and was with the team this spring. Chris Thomas and Dontavious Johnson came after the spring semester ended. Thomas turned in an impressive preseason camp and has earned the starting spot at defensive end, opposite preseason All-Big South pick Quinton Davis. Coastal Carolina won three consecutive Big South Conference championships from 2004 to '06, and was the first team in league history

COASTAL CAROLINA QUICK FACTS

Name of School:	Coastal Carolina University
City/Zip:	Conway, S.C. 29526
Founded:	1954
Enrollment:	8,300
Nickname:	Chanticleers
School Colors:	Teal, bronze & Black
Stadium:	Brooks Stadium
Capacity:	9,112
Surface:	Natural Grass
Affiliation:	NCAA Division I FCS
Conference:	Big South
President:	David A. DeCenzo
Athletic Director:	Hunter Yurachek
Athletic Website:	www.GoCCUSports.com

2009 Record:	5-6
2009 Big South record/finish:	3-3/Third

HISTORY

1st Year of Football:	2003
All-Time Record:	50-32

HEAD COACH:	David Bennett
Alma Mater:	Presbyterian, '84
Record at School:	50-32/Eighth year
Career Record:	113-49/15th Year
Bennett vs. DSU:	1-1

Basic Offense:	Multiple
Basic Defense:	Multiple

Lettermen returning/lost:	45/15
Starters returning/lost:	20/8, including specialists

HORNET MEDIA AVAILABILITY

Schedule subject to change. Please contact Dennis Jones (302-857-6068) for any changes.

Monday (Sep. 20)

Coach Lavan and players available after practice (approx. 6:00 p.m.)

Game notes available on www.DSU Hornets.com

Tuesday (Sep. 21)

MEAC Weekly Teleconference (10:00 a.m.—12:00 p.m.; Coach Lavan available at 10:33 a.m.)

Hornet Football Today—11:00 a.m. (MLK Student Center)

Coach Lavan and players available after practice (approx. 6:00 p.m.)

Wednesday (Sep. 22)

Coach Lavan and players available after practice (approx. 6:00 p.m.)

Thursday (Sep. 23)

Coach Lavan and players available after practice (approx. 6:00 p.m.)

Friday (Sep. 24)

Travel day.

Saturday (Sep. 25)

Hornets vs. Coastal Carolina —6:00 p.m. (Brooks Stadium—Conway, S.C.)

MEAC WEEKLY TELECONFERENCE

The MEAC holds a weekly conference call featuring league head football coaches each Tuesday during the season. The schedule is as follows:

10:00 a.m.	MEAC Notes
10:03 a.m.	Donald Hill-Eley (Morgan St.)
10:13 a.m.	Alonzo Lee (NCA&T)
10:23 a.m.	Mose Rison (NC Central)
10:33 a.m.	Carey Bailey (Howard)
10:43 a.m.	Al Lavan (Delaware State)
10:53 a.m.	Buddy Pough (SC State)
11:03 a.m.	Donovan Rose (Hampton)
11:13 a.m.	Pete Adrian (Norfolk St.)
11:23 a.m.	Brian Jenkins (Beth-Cookman)
11:33 a.m.	Joe Taylor (Florida A&M)
11:43 a.m.	Julius Dixon (Savannah St.)

Contact Patricia Porter, MEAC Media Relations (757-416-7116), or Dennis Jones, DSU Athletic Media (302-857-6068) for teleconference conference.

HORNETS' LAST TIME OUT

Florida A&M 17 Delaware State 14

Sep. 11, 2010 (Alumni Stadium—Dover, Del.)

Martin Ukpai threw two touchdown passes, including the go-ahead score in the third quarter, to lead Florida A&M over the Hornets in the Mid-Eastern Athletic Conference (MEAC) opener for each team. The Rattlers improved to 1-1 overall, while the Hornets fell to 0-2.

Delaware State pulled ahead 12-10 when Jaashawn Jones capped off a 5-play, 56-yard drive with a one-yard touchdown run with 12:24 left in the third quarter. The big play in the drive was a 34-yard pass from Anthony Glaud to Larrone Moore to the Florida A&M 4-yard line. Glaud ran for two points on the conversion to give the Hornets a 14-10 lead.

The Rattlers needed just two plays on the ensuing possession to regain the lead. Ukpai connected with Brian Tymes on a 50-yard scoring pass to give the Rattlers a 17-14 lead with 11:23 left in the third quarter.

Each team had good scoring opportunities in the fourth quarter, but failed to convert. The Hornets came away with points on just two of five "red-zone" chances due, in part, to the lack of a reliable field goal kicker. Starting placekicker Mario Diaz-Aviles sat out the game after suffering an ankle injury in the Hornets' opening day loss to Southern on Sep. 5.

Delaware State outgained Florida A&M 344 to 299.

Ukpai completed 12 of 27 passes for 161 yards for Florida A&M. Eddie Rocker led the Rattlers with 45 yards rushing.


Glaud connected on 14 of 31 passes for 192 yards for Delaware State. He also completed an 11-yard touchdown pass to Darius Jackson to give the Hornets a 6-3 lead in the second quarter.

Moore had five catches for 102 yards for the Hornets. He also had 93 kickoff return yards to give him 195 all-purpose yards for the game. Moore is averaging 190.5 all-purpose yards in the Hornets' two-game this season.

Jones led DSU with 95 yards rushing.

MOORE OFF TO FLYING START FOR DSU

Delaware State's **Larrone Moore** has emerged as one of the nation's top game-breakers in the early going this season. Moore racked up another 195 all-purpose yards in the loss to Florida A&M in DSU's last outing. Moore had five catches for 102 yards and 93 kickoff return yards in the contest. He opened the season with 186 all-purpose yards vs. Southern (94 KOR; 92 rec.).



Moore leads all FCS players in kickoff returns at 46.75 yards per return, and he ranks 10th in the nation (tops in MEAC) in all-purpose yards at 190.50 per-game. Thanks to Moore, the Hornets are tops in the MEAC, and No. 4 among all FCS teams, with a 30.1 kickoff return average.

The Hyattsville, Md., native has made a habit of big plays this season. He already has six plays of 30-or-more yards this season, including a 90-yard kickoff return (TD), an 85-yard reception (TD), a 54-yard kickoff return and a 39-yard catch.

In addition to leading the nation in kickoff returns, Moore is also tops in the MEAC in receiving yards at 97.0 per-game (T-13th in FCS). He leads the Hornets with seven receptions for 194 yards this season (27.7 ypr).

Moore now has 2,253 career all-purpose yards at Delaware State (1,209 KOR; 980 receiving; 64 rushing). Phil Anderson is the Hornets' career leader with 4,317 all-purpose yards. Grayland King is 10th with 2,574.

He needs 20 receiving yards to reach 1,000 for his collegiate career.

THE 2010 HORNETS ARE ...

- 0-1 at home
- 0-0 in road games
- 0-1 in neutral site games
- 0-1 in day games
- 0-1 in night games
- 0-1 in MEAC games
- 0-1 in non-conference games
- 0-1 when scoring first
- 0-1 when leading after the first qtr.
- 0-1 when trailing after the first qtr.
- 0-0 when tied after the first qtr.
- 0-1 when leading at halftime
- 0-1 when trailing at the half
- 0-0 when tied at the half
- 0-1 when leading after three qtrs.
- 0-1 when trailing after three qtrs.
- 0-0 when tied after three qtrs.
- 0-1 when gaining more total yards
- 0-1 when opponent gains more yards
- 0-1 when gaining more rushing yards
- 0-1 when opponent has more rush yards
- 0-2 when gaining more passing yards
- 0-0 when opponent has more pass yards
- 0-2 when committing more turnovers
- 0-0 when opponent has more turnovers
- 0-1 when posting more first downs
- 0-1 when opponent has more first downs
- 0-0 when committing more penalties
- 0-2 when opponent has more penalties
- 0-1 with more possession time
- 0-1 when opponent has the ball longer

HORNET RADIO NETWORK

Delaware State football games can be heard through out The First State on the Hornet Radio Network, anchored by 1290 The Ticket (WWTX) - the state's only all-sports station. The games are also broadcast on 1410 WDOV. Scott Klatzkin is the play-by-play announcer for the Hornet Sports Network.

Below is a game-by-game listing:

Date	Stations
Sep. 5 vs. Southern	1450 WILM/1410 WDOV
Sep. 11 vs. FAMU	1290 WWTX/1410 WDOV
Sep. 25 at C. Carolina	1290 WWTX/1410 WDOV
Sep. 30 vs. Hampton	1290 WWTX/1410 WDOV
Oct. 9 at B-CU	1290 WWTX
Oct. 16 vs. NCAT	1290 WWTX/1410 WDOV
Oct. 23 vs. Morgan St.	1290 WWTX/1410 WDOV
Oct. 30 vs. SC State	1290 WWTX/1410 WDOV
Nov. 6 vs. NCCU	1290 WWTX
Nov. 13 at Norfolk St.	1290 WWTX/1410 WDOV
Nov. 20 at Howard	1290 WWTX/1410 WDOV

The Hornet Radio Network pregame show begins at 30 minutes prior to kickoff and will feature an in-depth look at the game.



GLAUD SITS ATOP MEAC PASSING LIST



Delaware State QB Anthony Glaud enters this weekend's contest ranked atop the MEAC leader board for passing yards per game. Glaud leads all MEAC quarterbacks in passing yards at 195.0 per-game. He threw for 192 yards in the loss to Florida A&M in DSU's last outing after passing for 198 yards in the season opener against Southern. Glaud now has 2,207 passing yards since joining the Hornets in the 2008 season. Before enrolling at DSU, he threw for 266 yards in one season at Bowling Green. Glaud also tied his Delaware State high with two TD passes in last week's opener. The Sicklerville, N.J., native has completed 181 of 312 passes (.580) as a Hornet. He has thrown nine touchdowns and 11 interceptions in a DSU uniform. Glaud has also rushed for five touchdowns at Delaware State.

Anthony Glaud (at Bowling Green)

Passing	G	A-C-I	Yds	Pct	TD	Long	Avg	Effic
2006								
Did not compete (freshman redshirt)								
2007	8	36-23-2	266	63.9	2	32	33.2	133.18
Total	8	36-23-2	266	63.9	2	32	33.2	133.18

Anthony Glaud (at DSU)

Passing	G	A-C-I	Yds	Pct	TD	Long	Avg	Effic
2008	8	75-47-3	523	62.7	2	59	65.4	122.0
2009	9	220-127-7	1294	57.5	5	58	143.8	108.3
2010	2	48-21-2	390	43.8	3	85	195.0	124.3
Totals	19	343-195-12	2,207	56.8	10	85	116.1	113.5

Rushing (at DSU)

	G	Att.	Yds	Avg.	Td	Lg
2008	8	14	-42	-5.2	0	4
2009	9	60	87	1.5	5	21
Totals	17	74	45	0.6	5	21

Career Superlatives

Most completions: 23, at Delaware (9/19/09)
vs. Howard (11/21/09)

Most pass attempts: 40, at Delaware (9/19/09)
31 (two times)

Longest completion: 85 yds. (to Larrone Moo vs. Southern; 9/5/10)

Most touchdown passes: 2, vs. Morgan State (10/24/09); vs. Southern (9/5/10)

Longest TD pass: 85 yds. (to Larrone Moo vs. Southern; 9/5/10)

Best completion pct. (10 or more completions): 72.2%, 11/21/09 vs. Howard (23-for-31)

Most rushing yards: 57, vs. Florida A&M (9/11/10)

Most rushing attempts: 11, at Delaware (9/19/09)

Longest run: 21 yds., at Delaware (9/19/09)

Most rushing touchdowns: 1 (five times)

GREEN, CAROLL PUT ON THE HITS



Delaware State also boasts the MEAC's top two tacklers in the early going this season.

Hornet linebacker Kevin Green (left) and tackle Andre Carroll (right) share the MEAC lead at 9.0 tackles per game. Each has a total of 18 tackles this season.



Green has nine solo stops and assisted on nine other tackles. He has recorded a total of nine tackles in each of the first two games.

Carroll has three unassisted tackles and 15 assists. He had a career-high 13 tackles in the season opener against Southern on Sep. 5.

Delaware State linebacker Quinton Ferguson is ninth in the MEAC at 7.0 tackles per-game (14 tackles). Ferguson has three solo tackles and 11 assists.

NATIONAL POLLS

The Sports Network/Fathead.com FCS Top-25

Team (First-place votes) Record Points Previous Rank

1. Villanova Wildcats (87)
2. Appalachian State Mountaineers (22)
3. James Madison Dukes (25)
4. Jacksonville State Gamecocks (5)
5. Richmond Spiders
6. Stephen F. Austin Lumberjacks
7. Delaware Blue Hens
8. William & Mary Tribe
9. Eastern Washington Eagles
10. Elon Phoenix
11. Massachusetts Minutemen
12. South Carolina State Bulldogs
13. Southern Illinois Salukis
14. Montana Grizzlies
15. Northern Iowa Panthers
16. New Hampshire Wildcats
17. Montana State Bobcats
18. North Dakota State Bison
19. McNeese State Cowboys
20. Cal Poly Mustangs
21. South Dakota Coyotes
22. Liberty Flames
23. Furman Paladins
24. Penn Quakers
25. Central Arkansas Bears

Others receiving votes: Texas State 328, Illinois State 275, Wofford 260, South Dakota State 258, Weber State 193, Northern Arizona 180, Southeast Missouri State 172, Harvard 169, Chattanooga 148, Alabama State 106, Florida A&M 93, Western Illinois 83, Sacramento State 77, Georgia Southern 74, Rhode Island 67, Youngstown State 52, Robert Morris 51, Prairie View A&M 42, Norfolk State 30, Gardner-Webb 29, North Dakota 23, Grambling State 22, Brown 21, Jacksonville 20, Southern Utah 19, Alcorn State 18, Missouri State 18, Hampton 17, Colgate 13, Valparaiso 12, UT Martin 12, Bethune-Cookman 11, Howard 9, Samford 9, Old Dominion 9, Western Carolina 7, Northern Colorado 7, Yale 6, Jackson State 4, The Citadel 4, Holy Cross 3, Georgetown 3, Austin Peay 3, Eastern Illinois 3, Lehigh 2, Lamar 2, Bryant 1, Dayton 1, Georgia State 1.

Sheridan Broadcasting Network Black College Football Poll

Team (First-place votes) Record Points Previous Rank

1. South Carolina State Bulldogs (30)
2. Florida A&M Rattlers
3. Norfolk State Spartans
4. Grambling State Tigers
5. Albany State Golden Rams
6. Winston-Salem State Rams
7. Prairie View A&M Panthers
8. Tuskegee Golden Tigers
9. Alabama State Hornets
10. Morehouse Tigers

Others receiving votes (in order of points): Tennessee State 35, Texas Southern 31, Hampton 22, Jackson State 19, Shaw 16.

RED ZONE ALERT

Delaware State's lack of a reliable placekicker for much of the first two games has created havoc for the Hornets in the "red zone." DSU has come away with points on just three of its seven drives that included a first down play inside the opponents' 20-yard line. The Hornets were 2-for-5 in the red zone (2 TDs) in the loss to Florida A&M in their last outing after going 1-for-2 in the red zone in the opener against Southern. Delaware State turned over the ball on downs, was intercepted and lost the ball on a fumble while in the red zone against Florida A&M.

On the other hand, the Hornet defense has stood tall in red zone situations. Delaware State opponents are 5-for-9 in the red zone this season (4 TDs; 1 FG). DSU opponents have missed two field goals, lost a fumble and stopped once on fourth down near the goal line in the red zone.

HORNETS 7TH IN MEAC PRESEASON POLL

Delaware State has been picked to finish seventh in the 2010 MEAC football race, according to a poll of league head coaches and sports information directors.

The Hornets collected 120 total votes in the poll. South Carolina State is the voters' choice to win its third straight MEAC title. The Bulldogs received 15 of 18 first place votes and 315 total votes. Florida A&M is second in the poll. The Rattlers recorded two first place votes and 268 total votes.

Delaware State was tied with Hampton and North Carolina A&T for sixth place in the MEAC with a 3-5 mark (4-7 overall) in 2009.

2010 MEAC Predicted Order of Finish

1. South Carolina State (15 first place votes)	315 total points
2. Florida A&M (2)	268
3. Norfolk State	190
4. Hampton (1)	167
5. Morgan State	166
6. North Carolina A&T	150
7. Delaware State	120
8. Bethune-Cookman	68
9. Howard	32

FOUR HORNETS EARN MEAC PRESEASON HONORS

Senior defensive tackle **Andre Caroll** was the lone Delaware State player on the 2010 preseason All-MEAC First Team. Caroll was tops on the Hornets with 56 total tackles and 7.5 tackles-for-loss last season. He was a 2009 All-MEAC Second Team pick.

DSU quarterback **Anthony Glaud** (sr.) and running back **Jaashawn Jones** (jr.) were named to the preseason All-MEAC Second Team offense. **Larrone Moore** was selected to the second team as a return specialist.

Glaud is in his second year as the Hornets' starting quarterback after transferring from Bowling Green in 2008. He completed 127 of 220 passes (57.7%) for 1,294 yards and five touchdowns last season. He was sixth in the MEAC with a 108.3 passer rating in 2009. Glaud also rushed for five TDs last year.

Jones was tops on the Hornets with 632 yards rushing (5 TDs) last year. He eclipsed the 100-yard mark in four of the last five games in '09.

Moore was 14th in the nation with a 25.6 yard kickoff return average in 2009. He had a 90-yard return for a touchdown against South Carolina State and a 52-yard return against Michigan.

BIG PLAYS—20 OR MORE YARDS

No.	Opponent	Player(s)	Play	Down/Distance	Yds
1	Southern	Jaashawn Jones	Run	2nd & 3	24
2	Southern	Glaud to Moore	Pass	3rd & 10	85
3	Southern	Larrone Moore	KOR	-	90
4	Southern	Jaashawn Jones	Run	1st & 10	20
5	Southern	Elko to Wilson	Pass	1st & 10	38
6	Southern	Glaud to Brewton	Pass	2nd & 10	22
7	Florida A&M	Travis Tarpley	KOR	-	25
8	Florida A&M	Glaud to Moore	Pass	1st & 5	39
9	Florida A&M	Glaud to Moore	Pass	1st & 10	34
10	Florida A&M	Larrone Moore	KOR	-	39
11	Florida A&M	Larrone Moore	KOR	-	54
12	Florida A&M	Glaud to Wilson	Pass	1st & 10	22

20-Yard Plus Players

	No.	TD	Run	Pass	KR	PR	IR	FR
Larrone Moore	6	2		3	3			
Jaashawn Jones	2		2					
Justin Wilson	2	1		2				
Justin Brewton	1			1				
Travis Tarpley					1			

OPPONENTS

No.	Opponent	Player(s)	Play	Down/Dist.	Yds.
1	Southern	Gary Hollimon	Run	2nd & 10	23
2	Southern	Joseph to Allen	Pass	2nd & 10	33
3	Southern	Cushingberry	PR	-	64
4	Southern	Joseph to Jordan	Pass	1st & 10	37
5	Florida A&M	Martin Ukpai	Run	1st & 10	20
6	Florida A&M	Ukpai to Lawmece	Pass	3rd & 5	22
7	Florida A&M	Ukpai to Tymes	Pass	2nd & 9	50

2010 CAPTAINS

Delaware State head coach Al Lavan has announced that quarterback **Anthony Glaud**, offensive lineman **Darryl Hicks**, wide receiver/kick returner **Larrone Moore**, defensive tackle **Andre Carroll** and cornerback **Francis Adjei** will serve as team captains for the 2010 season. Glaud (sr.) is in his third year with the team, and second as starting quarterback. Hicks (sr.) is in his second year as a Hornet after two years at Hudson Valley Community College (N.Y.). Moore (sr.) will also serve as special teams captain each week, while Carroll and Adjei are fifth-year seniors.

NEW STAFFERS

Al Lavan has added two coaches to his staff this season. New offensive line coach **Nick Calcutta** rejoined the Hornets last February after serving as offensive line/tight ends coach at MEAC rival Howard in 2009.

During his first stint at Delaware State, Calcutta served as defensive line/special teams coach under former head coach Bill Collick in 1996. His resume also includes ten other colleges jobs, including Memphis State, Southern Illinois, Winston-Salem State, South Carolina State and Tennessee State.

DSU's new inside linebackers coach, **John Morgan**, joined the staff last spring after serving as head football coach at Friendly High School in Fort Washington, Md., where in 2008 he led his team to the 1A/2A/3A County Championship.

In 2007, Morgan was defensive coordinator at North Carolina Central University. Morgan was a defensive intern at the University of Maryland during the 2006 season, which ended with a victory in the Champs Sports Bowl for the Terps.

HORNETS TO MAKE SECOND ESPN APPEARANCE



The Hornets will make their second appearance on the "worldwide leader in sports" family this month. Delaware State's Thursday Sep 30 contest against Hampton (previously scheduled for Oct. 2) will be televised live on ESPNU as part of the MEAC's multi-year television agreement with the network. Delaware State's season opener against Southern on Sep. 5 was televised live on ESPN, the first time the Hornets have appeared on the network.

MID-EASTERN ATHLETIC CONFERENCE

2010 Standings

	MEAC	Overall
Florida A&M	2-0	2-1
Hampton	2-0	2-1
Norfolk State	1-0	2-1
Bethune-Cookman	0-0	2-0
South Carolina State	0-0	2-1
Morgan State	0-0	1-2
Delaware State	0-1	0-2
Howard	0-2	0-3
North Carolina A&T	0-2	0-3
North Carolina Central#		2-1
Savannah State#		0-3

Final 2009 Standings

	MEAC	Overall
South Carolina State	8-0	10-2
Florida A&M	6-2	8-3
Norfolk State	5-3	7-4
Morgan State	4-4	6-5
Bethune-Cookman	4-4	5-6
Hampton	3-5	5-6
No. Carolina A&T	3-5	5-6
Delaware State	3-5	4-7
Howard	0-8	2-9

- Provisional members; ineligible for MEAC title

This Week in the MEAC

Saturday, Sep. 25

Delaware St. at Coastal Carolina	6:00 p.m.
Morgan State vs. Howard	2:00 p.m.
Florida A&M vs. Tennessee State	4:00 p.m.
Norfolk State at Bethune-Cookman	4:00 p.m.
North Carolina A&T at N.C. Central	6:00 p.m.
Savannah State at Albany State	6:00 p.m.

Last Week's Results

Florida A&M 50	Howard 7
Hampton 35	North Carolina A&T 21
Beth-Cookman 42	Savannah State 7
South Carolina State 61	Benedict 20
Norfolk State 51	Virginia State 28
North Dakota State 35	Morgan State 9
Appalachian State 44	NC Central 16

MEAC Players of the Week (Sep. 20)

Offense—David Legree (QB)
Hampton

DeAngelo Branche (RB)
Norfolk State

Defense—Qier Hall (DB)
Florida A&M

Rookie—Antwon Chisholm (RB)
Hampton

Offensive Lineman—Christopher Sands (Morgan State)

Special Teams—Justin Ferrell (KR)
North Carolina A&T

2010 Preseason All-MEAC First Team

Offense

QB	Malcolm Long	South Carolina State
RB	DeAngelo Branche	Norfolk State
RB	Phillip Sylvester	Florida A&M
TE	Lamont Bryant	Morgan State
WR	Willie Carter	Howard
WR	Isaac West	Florida A&M
OL	Johnny Culbreath	So. Carolina State
OL	Julvahr Nathan	So. Carolina State
OL	Josh Harrison	So. Carolina State
OL	Kendall Noble	Norfolk State
C	Sam Timothy	So. Carolina State

Defense

DL	Andre Caroll	Delaware State
DL	Kenrick Ellis	Hampton
DL	Josh Turner	Norfolk State
DL	Jayson Ayers	So. Carolina State
LB	Alvis Graham	Florida A&M
LB	David Erby	So. Carolina State
LB	Julio Sanchez	Hampton
DB	Qier Hall	Florida A&M
DB	Justin Ferrell	NCA&T
DB	Quay Long	NCA&T
DB	Darren McKhan	Morgan State
P	Nicholas Adams	Morgan State
PK	Trevor Scott	Florida A&M
Ret.	Dwight Fluker-Berry	Norfolk State

DELAWARE STATE PRESEASON ALL-MEAC SECOND TEAM

QB	Anthony Galud
RB	Jaashawn Jones
RET	Larrone Moore



DELAWARE STATE HEAD COACH AL LAVAN



Al Lavan is in his seventh season as head coach of the Hornets. Since coming to Delaware State in 2004, he has spearheaded a resurgence in the program, highlighted the team's first Mid-Eastern Athletic Conference championship in the 16 years and the school's first NCAA Tournament appearance in 2007.

In six seasons at DSU, Lavan has posted an overall record of 38-28 (.576), including a 32-15 mark in MEAC contests (.681). In the three years prior to his arrival, the Hornets were 10-24 overall and 6-17 in league games. Delaware State had just one winning season in the eight years before Lavan took the job. He ranks third on the list for most coaching victories at DSU (38).

Lavan has a 40-29 career record as a head coach, including a 2-1 mark during an interim stint at Eastern Michigan in 2003.

In 2007, Lavan led the Hornets to a school-record 10 wins, their first Mid-Eastern Athletic Conference (MEAC) championship since 1991 and first ever appearance in the NCAA playoffs. In addition, the 2007 Hornets were ranked as high as No. 10 in the weekly Sports-Network Football Championship Subdivision poll and were No. 15 in the final poll. That season, the Hornets became

More than the on-field improvement, Lavan has brought a change of attitude to the program.

In addition to establishing the first comprehensive strength and conditioning program in team history, he spearheaded changes in the team's academic, recruiting, practice and discipline policies. The team is also benefiting from new audio/visual and computer equipment, thanks to a generous donation from prominent alumni spurred by Lavan's outreach efforts to university supporters.

Lavan brought more than 30 years of professional and collegiate coaching experience to Delaware State.

Prior to accepting the Delaware State position, Lavan served two seasons as an assistant coach at Eastern Michigan University. He was promoted to assistant head coach for the 2003 football season, and upon the late-season firing of then-head coach Jeff Woodruff, Lavan was named interim head coach. After he took over the 1-8 team, Eastern Michigan won two of its final three games.

In more than 18 years as a NFL assistant, Lavan's resume' includes stints with the Atlanta Falcons, Dallas Cowboys, San Francisco 49ers, Baltimore Ravens, and the Kansas City Chiefs.

He was a member of George Seifert's 1990 Super Bowl champion San Francisco 49ers' coaching staff. That team included former Delaware State University standout John Taylor, who caught a touchdown pass in the 49ers' 55-10 win over the Denver Broncos in Super Bowl XXIV.

In Dallas, Lavan worked under Hall of Fame head coach Tom Landry. He helped Cowboy running backs Tony Dorsett and Herschel Walker combine for six 1000-yard seasons.

He helped lead Dallas to division titles in 1981 and '85, and wild card playoff berths in 1980 and '83.

Lavan's collegiate coaching tenure includes stops at Colorado State, Louisville, Iowa State, Georgia Tech, Stanford, and Washington.

After a standout career at Colorado State University, Lavan was selected as a defensive back by the NFL's Philadelphia Eagles in the eighth round of the 1968 draft. He also played two seasons for the Atlanta Falcons before his professional career was cut short by a neck injury.

LAVAN QUICK FACTS

Seventh Season

Born: September 13, 1946 in Fort Pierce, Fla.

Education: Bachelor's degree from Colorado State University in 1968.

Playing Experience: Four-year letterwinner at Colorado State University as a safety ... Drafted by Philadelphia Eagles (eighth round 1968 NFL Draft - 204th pick overall) ... Played two seasons for Atlanta Falcons ('69-'70).

Honors and Awards: (2008) - DSU "Making A Difference Award" ... Head Coach American Heritage Bowl/Navy-Marine Corps All-Star Classic ... (2007) - Pigskin Club of Washington MEAC Coach of the Year ... FDC Region II Coach of the Year ... Eddie Robinson Award runner-up ... (1990) - Super Bowl championship coach (49ers).

the second team in the history of the MEAC to post an 8-0 record in league play (10-1 overall regular season).

Delaware State was recognized as the 2007 American Sports Wire Division I Black College National Champions and No. 2 in the final Sheridan Broadcast Network poll of Historically Black College & University teams.

Lavan was honored as the 2007 Pigskin Club of Washington, D.C., MEAC Coach-of-the-Year and Football Championship Subdivision Region II Coach-of-the-Year. He was second in the voting for the 2007 Eddie Robinson Award, recognizing the top Football Championship Subdivision coach, and was awarded the 2008 Making A Difference Award by the DSU Alumni Association.

The Fort Pierce, Fla., native was also selected as head coach for the 2008 American Heritage Bowl/Navy-Marine Corps All-Star Classic in San Clemente, Calif. He guided the Northeast All-Stars to a 24-7 victory in the contest.

The year before Lavan's arrival, the Hornets lost their first nine games en route to a 1-10 overall record.

LAVAN'S HEAD COACHING RECORD

YEAR	SCHOOL	W-L	PCT	
2003	Eastern Michigan	2-1	.677	
2004	Delaware State	4-7	.364	
2005	Delaware State	7-4	.636	
2006	Delaware State	8-3	.727	
2007	Delaware State	10-2	.833	MEAC Champs
2008	Delaware State	5-6	.455	
2009	Delaware State	4-6	.400	
2010	Delaware State	0-2	.000	
DSU totals (seventh season)		38-30	.559	
EMU totals (three games)		2-1	.667	
Career totals		40-31	.563	

DELAWARE STATE HEAD COACH AL LAVAN, cont.



Lavan vs. all opponents

*Ball State	1-0
Bethune-Cookman	4-2
Central Connecticut	0-1
*Central Florida	1-0
Coastal Carolina	1-1
Concord (WV)	1-0
#Delaware	0-2
Elon	0-1
Florida A&M	4-2
Hampton	3-3
Howard	5-1
James Madison	0-1
Kent State	0-2
Michigan	0-1
Massachusetts	0-1
Millersville (Pa.)	1-0
Morgan State	4-2
Norfolk State	5-1
North Carolina A&T	5-0
North Carolina Central	0-1
*Northern Illinois	0-1
Northwestern State (La.)	0-1
St. Francis (Pa.)	1-0
South Carolina State	2-4
Southern (La.)	0-1
Southern Illinois	0-1
Winston-Salem State	2-1

* - While interim head coach at Eastern Michigan

- Including NCAA FCS playoffs (2007)

2010 opponents in bold

DSU ALL-TIME COACHING WINS

Bill Collick (1985-96)	81
Edward Jackson (1933-45; 53-55)	47
Al Lavan (2004 — present)	38
Arnold Jeter (1967-74)	25
Joe Purzycki (1981-84)	21
Edmond Wyche (1975-80)	18
Bennie J. George (1956-59)	17
Ben Blacknall (2000-2003)	16
Thomas Conrad (1946-49)	15
Roy D. Moore (1961-64)	15

AL LAVAN'S DSU YEAR-BY-YEAR RESULTS

2004 (4-7; 4-3 MEAC)

Lavan (4-7; 4-3 MEAC)		
L	0-51	MASSACHUSETTS
L	23-26	NC CENTRAL
L	13-49	at Elon
L	0-49	SO. ILLINOIS
W	28-23	HAMPTON*
L	16-45	at Bethune-Cookman*
W	15-6	NO. CAROLINA A&T*
L	30-34	at Morgan State*
L	14-28	SC STATE* (HC)
W	33-28	at Norfolk State*
W	32-13	at Howard*

* - MEAC game

2005 (7-4; 6-2 MEAC)

Lavan (11-11; 10-5 MEAC)		
W	21-17	at Florida A&M*
W	38-6	MILLERSVILLE
L	7-65	at James Madison
L	6-24	at Coastal Carolina
L	8-26	at Hampton*
W	17-0	BETH.-COOKMAN*
W	23-13	at No. Carolina A&T*
W	41-14	MORGAN STATE*
L	3-24	at So. Carolina State*
W	38-17	NORFOLK STATE*
W	23-7	HOWARD*

2006 (8-3; 6-2 MEAC)

Lavan (19-14; 16-7 MEAC)		
W	34-14	vs. Florida A&M* (Detroit, Mich.)
W	63-28	ST. FRANCIS
L	3-23	at Northwestern St.
L	14-29	at Hampton*
W	33-31	at Bethune-Cookman*
W	33-31	at Bethune-Cookman*
W	37-21	NO. CAROLINA A&T*
W	29-7	at Morgan State*
W	10-9	SO. CAROLINA ST.*
W	62-0	CONCORD (WV)
W	33-10	at Norfolk State*
L	17-20	at Howard*

2007 (10-2; 8-0 MEAC)

Lavan (29-16; 24-7 MEAC)		
W	23-18	COASTAL CAROLINA
W	20-7	at Florida A&M*
L	7-38	at Kent State
W	24-7	at Hampton*
W	24-10	BETH.-COOKMAN*
W	27-0	at No. Carolina A&T*
W	25-17	MORGAN STATE*
W	17-16	at So. Carolina St.*
W	23-20	at Winston-Salem St.
W	28-21(OT)	NORFOLK STATE*
W	29-13	HOWARD*
L	7-44	at Delaware+

+ - FCS Playoffs

2008 (5-6; 5-3 MEAC)

Lavan (34-22; 29-10 MEAC)		
W	35-28 (OT)	FLORIDA A&M*
L	3-24	at Kent State
L	10-28	CENTRAL CONN.
L	14-17	HAMPTON*
W	26-20	at Beth-Cookman*
W	42-7	NCA&T*
L	3-20	at Morgan State*
L	17-23	SO. CAROLINA ST.*
L	26-27	WINSTON-SALEM
W	34-28	at Norfolk State*
W	10-6	at Howard*

2009 (4-7; 3-5 MEAC)**

Lavan (38-28; 32-14 MEAC)		
L	12-21	at Florida A&M*
L	17-27	at Delaware
W	21-6	at Hampton*
L	9-10	BETH.-COOKMAN*
L	6-63	at Michigan
W	35-22	MORGAN STATE
L	10-52	at So. Carolina St.*
W	24-21	at Winston-Salem St.
L	16-21	NORFOLK ST.*
W	30-20	HOWARD*

** - Includes forfeit loss to North Carolina A&T

2010 (0-1; 0-0 MEAC)**

Lavan (38-29; 32-14 MEAC)		
L	27-37	vs. Southern (La.)
L	14-17	FLORIDA A&M

2010 GAMES TO DATE

GAME 1
SOUTHERN 37 DELAWARE STATE 27
CITRUS BOWL-ORLANDO, FLA.
MEAC/SWAC CHALLENGE
SEP. 5, 2010

Southern scored 21 unanswered points in the fourth quarter en route to a 37-27 win over Delaware State before 16,367 sun baked fans at the Florida Citrus Bowl in the 2010 MEAC/SWAC Challenge. The Hornets led 27-16 before the Jaguars stormed back. The Southern win overshadowed a career effort by Delaware State's Larrone Moore, who collected 186 all-purpose yards. Moore also became the first Hornet with two touchdowns of 85-or-more yards in a game. Moore was selected as Delaware State's Most Valuable Player for the contest. Delaware State scored first when quarterback Anthony Glaud connected with Darius Jackson on a 16-yard touchdown pass on the opening drive of the game. The extra point kick by freshman Mario Diaz-Aviles gave the Hornets a 7-0 lead with 11:08 left in the first quarter. Glaud was 3-for-3 for 33 yards on the seven-play, 3-minute-52 scoring drive. Jaashawn Jones had three carries for 33 yards, including a 24-yard run, during the drive. Moore struck for the first time later in the second quarter to put the Hornets back in front. The Hyattsville, Md., native caught a pass from Glaud on a crossing pattern and sprinted untouched 85 yards for a touchdown to give Delaware State a 13-7 lead with 12:24 left in the second quarter. A poor snap prevented the Hornets from converting the extra point following the touchdown. The touchdown catch was Moore's second at Delaware State, and the longest of his career. It was also Glaud's longest career completion. It took the Hornets just 13 seconds to regain the lead. Moore took the ensuing kickoff and darted down the left sideline 90 yards for a touchdown to give DSU a 19-14 lead with 3:11 left in the second quarter. Another poor snap by the Hornets on the extra point attempt was scooped up by Southern's Anthony Wells, who returned the ball downfield for two points, cutting Delaware State's lead to 19-16.

Score by quarters

	1	2	3	4	T
SOUTHERN	0	16	0	21	37
DELAWARE ST.	7	12	8	0	27

Scoring Summary

1st Qtr.

DSU 11:08 Jackson 11 pass from Glaud (Diaz-Aviles kick) 7-67, 3:52 DSU 7 SU 0

2nd Qtr.

SU 14:05 Jordan 9 pass from McGinty (Griswold kick) 14-80; 6:35 DSU 7 SU 7

DSU 12:24 Moore 85 pass from Glaud (run failed) 3-85; 1:36 DSU 13 SU 7

SU 3:24 Nzekwe 1 run (Griswold kick) 12-75; 5:41 SU 14 DSU 13

DSU 3:11 Moore 90 kickoff ret. (rush fumbled) DSU 19 SU 14

SU 3:11 Wells PAT return DSU 19 SU 16

3rd Qtr.

DSU 10:50 Wilson 38 pass from Elko (Elko run) 2-58; 0:20 DSU 27 SU 16

4th Qtr.

SU 7:59 Joseph 5 run (Griswold kick) 5-49; 1:59 DSU 27 SU 23

SU 4:43 Cushingberry 64 punt ret. (Griswold kick) SU 30 DSU 27

SU 1:53 Allen 4 pass from Joseph (Griswold kick) 3-40; 1:15 SU 37 DSU 27

Team Statistics

	DSU	SU
First Downs	15	23
Rushes-Yards (net)	31-77	38-158
Passing yards (net)	243	236
Passes (A-C-I)	21-9-2	37-19-0
Total Offense (plays-yards)	52-320	75-394
Fumble Returns-yds.	0-0	0-0
Punt Returns- yds.	3-22	2-71
Kickoff returns - yds.	6-175	5-104
Int. returns- yds.	0-0	2-23
Punts (No. - avg.)	6-31.7	5-44.6
Fumbles - lost	2-0	1-1
Penalties - yds.	6-32	10-90
Possession time	26:15	33:45
Third down conversions	2 of 9	7 of 15
Fourth down conversions	0 of 0	0 of 1
Red zone scores-chances	1 of 2	4 of 6
Sacks by: No. - yds.	0-0	1-2

DELAWARE STATE

Rushing	No.	Yds.	TD	LG	AVG
Jones	11	53	0	24	4.8
Glaud	10	29	0	15	2.9
Rosseau	6	7	0	4	1.2
Elko	2	4	0	3	2.0

Passing	A-C-I	Yds.	TD	LG
Glaud	17-7-1	198	2	85
Elko	4-2-1	45	1	38

Receiving	No.	Yds.	TD	LG
Jackson	3	69	0	47
Moore	2	92	1	85
Wilson	1	38	1	38
Brewton	1	22	0	22
Dixon	1	13	0	13
Tarpley	1	7	0	7

Punting	No.	Avg.	LG	I20
Kano	6	31.7	39	0

Punt Returns	No.	Yds.	TD	LG
Jackson	2	12	0	7

Kickoff Returns	No.	Yds.	TD	LG
Moore	2	94	1	90
Tarpley	2	53	0	36
Wilson	2	28	0	21

Tackles	UA-A	TT	TL-Yds.	SK
Caroll	2-11	13	1-0.5	0-0
Ferguson	2-8	10	0-0	0-0
Green	5-4	9	0-0	0-0
Watson	3-5	8	0-0	0-0
Harvey	1-7	8	1-2	0-0

SOUTHERN

Rushing	No.	Yds.	TD	LG	AVG
Nzekwe	15	98	1	16	6.5
Hollimon	16	46	0	23	2.9

Passing	A-C-I	Yds.	TD	LG
Joseph	21-12-0	162	1	37
MCGinty	16-7-0	74	1	21

Receiving	No.	Yds.	TD	LG
Allen	4	64	0	33
Hollimon	4	47	0	16
Jordan	2	46	1	37

Punting	No.	Avg.	LG	I20
Duran	5	44.6	54	2

Punt Returns	No.	Yds.	TD	LG
Cushingberry	2	71	1	64

Kickoff Returns	No.	Yds.	TD	LG
Cushingberry	5	104	0	25

Tackles	UA-A	TT	TL-Yds.	SK
Coleman	3-4	7	0.5-1	0-0
Narcisse	2-4	6	0.5-1	0-0
Williams	1-5	6	1-1	0-0

Larrone Moore (right) had 186 all-purpose yards, and was named Delaware State's MVP, in the season-opening loss to Southern



2010 GAMES TO DATE

GAME 2
FLORIDA A&M 17 DELAWARE STATE 14
ALUMNI STADIUM-DOVER, DEL.
SEP. 11, 2010

Martin Ukpai threw two touchdown passes, including the go-ahead score in the third quarter, to lead Florida A&M over the Hornets in the Mid-Eastern Athletic Conference (MEAC) opener for each team. The Rattlers improved to 1-1 overall, while the Hornets fell to 0-2. Delaware State pulled ahead 12-10 when Jaashawn Jones capped off a 5-play, 56-yard drive with a one-yard touchdown run with 12:24 left in the third quarter. The big play in the drive was a 34-yard pass from Anthony Glaud to Larrone Moore to the Florida A&M 4-yard line. Glaud ran for two points on the conversion to give the Hornets a 14-10 lead. The Rattlers needed just two plays on the ensuing possession to regain the lead. Ukpai connected with Brian Tymes on a 50-yard scoring pass to give the Rattlers a 17-14 lead with 11:23 left in the third quarter. Each team had good scoring opportunities in the fourth quarter, but failed to convert. The Hornets came away with points on just two of five "red-zone" chances due, in part, to the lack of a reliable field goal kicker. Starting placekicker Mario Diaz-Aviles sat out the game after suffering an ankle injury in the Hornets' opening day loss to Southern on Sep. 5. Delaware State outgained Florida A&M 344 to 299. Glaud connected on 14 of 31 passes for 192 yards for Delaware State. He also completed an 11-yard touchdown pass to Darius Jackson to give the Hornets a 6-3 lead in the second quarter. Moore had five catches for 102 yards for the Hornets. He also had 93 kickoff return yards to give him 195 all-purpose yards for the game. Moore is averaging 190.5 all-purpose yards in the Hornets' two-game this season. Jones led DSU with 95 yards rushing.

Score by quarters

	1	2	3	4	T
FLORIDA A&M	3	7	7	0	17
DELAWARE ST.	0	6	8	0	14

Scoring Summary

1st Qtr.

FAMU 12:11 Scott 26 field goal
 7-54; 2:49 FAMU 3 DSU 0

2nd Qtr.

DSU 9:02 Jackson 11 pass from Glaud (run failed)
 8-94; 3:00 DSU 6 FAMU 3

FAMU 7:00 Lawrence 22 pass from Ukpai (Scott kick)
 4-40; 2:02 FAMU 10 DSU 6

3rd Qtr.

DSU 12:24 Jones 1 run (Glaud run)
 5-56; 2:26 DSU 14 FAMU 10

FAMU 11:23 Tymes 50 pass from Ukpai (Scott kick)
 2-56; 0:55 FAMU 17 DSU 14

Team Statistics

	DSU	FAMU
First Downs	20	17
Rushes-Yards (net)	39-152	33-138
Passing yards (net)	192	161
Passes (A-C-I)	31-14-1	27-12-0
Total Offense (plays-yards)	70-344	60-299
Fumble Returns-yds.	0-0	1-32
Punt Returns- yds.	3-13	2-5
Kickoff returns – yds.	4-126	0-0
Int. returns- yds.	1-1	0-0
Punts (No. – avg.)	5-27.6	6-41.7
Fumbles – lost	1-1	2-1
Penalties – yds.	6-33	9-57
Possession time	30:23	29:37
Third down conversions	6 of 15	6 of 14
Fourth down conversions	1 of 4	0 of 0
Red zone scores-chances	2 of 5	1 of 3
Sacks by: No. – yds.	2 – 20	2-9

DELAWARE STATE

Rushing	No.	Yds.	TD	LG	AVG
Jones	25	95	1	18	3.8
Glaud	14	57	0	18	4.1

Passing	A-C-I	Yds.	TD	LG
Glaud	31-14-1	192	1	39

Receiving	No.	Yds.	TD	LG
Moore	5	102	0	39
Wilson	4	46	0	22
Jackson	3	29	1	11
Dixon	1	13	0	13
Tarpley	1	2	0	2

Punting	No.	Avg.	LG	I20
Kano	5	27.6	44	1

Punt Returns	No.	Yds.	TD	LG
Jackson	2	10	0	9
Tarpley	1	3	0	3

Kickoff Returns	No.	Yds.	TD	LG
Moore	2	93	0	54
Tarpley	2	33	0	25

Tackles	UA-A	TT	TL-Yds.	SK
Green	4-5	9	0-0	0-0
Sutton	1-4	5	0-0	0-0
Caroll	1-4	5	1-0.5	0-0
Hinton	4-0	4	0-0	0-0

FLORIDA A&M

Rushing	No.	Yds.	TD	LG	AVG
Rocker	12	45	0	16	3.8
Sylvester	4	44	0	19	11.0

Passing	A-C-I	Yds.	TD	LG
Ukpai	27-12-0	161	2	50

Receiving	No.	Yds.	TD	LG
Elliot	4	51	0	17
Tymes	2	55	1	50

Punting	No.	Avg.	LG	I20
Holdren	6	41.7	60	2

Punt Returns	No.	Yds.	TD	LG
Lawrence	2	5	0	3

Kickoff Returns	No.	Yds.	TD	LG
None				

Tackles	UA-A	TT	TL-Yds.	SK
Graham	1-9	10	0.5-1	0-0
Hollinghead	2-6	8	1-1	0-0
Holcomb	4-3	7	0-0	0-0

Kevin Green (right) led the Hornets with nine tackles in 17-14 loss to Florida A&M



DELAWARE STATE UNIVERSITY 2010 FOOTBALL DEPTH CHART
(as of Sep. 21, 2010)

OFFENSE

X 3 – Larrone Moore (Sr., 6-0/185/Hyattsville, Md.)
14 – Justin Brewton (So., 6-4/215/Fairless Hills, Pa.)

LT 78 – Nail Muradymov (r-So., 6-7/300/Burtonsville, Md.)
62 – Tywan Lee (Jr., 6-3/315/Miami, Fla)

LG 76 – Thomas Threadgill (Jr., 6-5/315/Frederick, Md.)
74 – Aaron Boyd (Fr., 6-5/325/Alexandrai, Va.)

C 61 – Marcus Ponder (r-Jr., 6-2/295/Hamilton, N.J.)
63 – Brandon Cunningham (So., 6-2/270/Lumberton, N.J.)

RG 73 – Darryl Hicks (Sr., 6-4/300/Boston, Mass.)
71 – Trevor Sales (Fr., 6-3/285/LaPorte, Ind.)

RT 72 – Keith Newell (So., 6-6/305/Trenton, N.J.)
66 – Danzel Manley (Fr., 6-5/305/Greenbelt, Md.)

TE 81 – Ryan Langdon (So., 6-4/235/Phila., Pa.)
89 – Jahmel Bashir (So., 6-3, 250/Phila., Pa.)

H 1 – Darius Jackson (r-Jr., 5-10/170/Quincy, Fla.)
5 – Travis Tarpley (r-So., 5-7/175/Danville, Fla.)

Z 13 – Donnell Dixon (r-So. 5-10/185/Hampton, Va.)
7 – Justin Wilson (r-So., 6-1/175/Windsor, Conn.)

RB 45 – Jaashawn Jones (r-Jr., 6-1/215/Asbury Park, N.Y.)
37 – James Rosseau (So., 5-7/205/Philadelphia, Pa.)

QB 11 – Anthony Glaud (r-Sr. 6-3/215/Sicklerville, N.J.)
12 – Nick Elko (r-So., 6-2/200/Odenton, Md.)

DEFENSE

LE 52 – Aaron Richardson (So., 6-1/220/Wash., D.C.)
91 – Olusegun Ayanbiola (So., 6-2/230/Greenbelt, Md.)

LT 93 – George Bansah (So., 6-1/275/Woodbridge, Va.)
97 – Darrell Brown (Jr., 6-2/280/Darby, Pa.)

RT 99 – Andre Caroll (r-Sr., 6-2/260/Neptune, N.J.)
93 – George Bansah (So., 6-1/275/Woodbridge, Va.)

RE 58 – Quintin Fortes (So., 6-3/235/Reston, Va.)
50 – Byron Lewis (Fr., 6-2/250/Virginia Beach, Va.)

SAM 2 – Kevin Green (r-Sr., 6-2/245/N. Chicago, Ill.)
33 – Herman Hinton (r-So., 6-2/210/Phila, Pa.)

MIKE 35 – John Sutton (r-Sr., 6-1/250/Buena, N.J.)
55 – Brandon Harvey (Jr., 6-1/220/Laurel, Md.)

WILL 31 – Quentin Ferguson (r-Jr., 5-11/205/Frederick, Md.)
26 – Marquis Spann (Jr., 6-2/205/Paterson, N.J.)

LCB 36 – Francis Adjei (r-Sr., 6-2/180/Silver Spring, Md.)
37 – Jamal Porcher (Fr. 5-10/175/Miami, Fla.)

SS 4 – Calvin Miner (r-So., 5-11/195/Sanford, Fla.)
9 – Matt Spicer (So., 5-11/180/Lanham, Md.)

FS 41 – Tavis Tabb (r-Jr. 6-2/195/Hampton, Va.)
16 – Matt Scott (Sr., 5-10/175/Harrington, Del.)

RCB 22 – Jomah Watson (r-Sr., 6-0/180/Largo, Md.)
24 – Jermond Colston (Fr., 5-11/180/Norfolk, Va.)

SPECIALISTS

PK 42 – Mario Diaz-Aviles (Fr., 5-11/200/Washington, D.C.)
83—Justin Brewton (So., 6-4/215/Fairless Hills, Pa.)

P 83 – Martin Kano (Fr., 6-6/225/Cottbus, Germany)
12—Nick Elko (r-So., 6-2/200/Odenton, Md.)

HLD 3 – Larrone Moore (Sr. , 6-0/185/Hyattsville, Md.)
12 – Nick Elko (r-So., 6-2/200/Odenton, Md.)

LS 58 – Quintin Fortes (So., 6-3/235/Reston, Va.)
51 – Greg Cannon (Fr., 5-11/180/Toms River, N.J.)

KR 3 – Larrone Moore (Sr., 6-0/185/Hyattsville, Md.)
15 – Travis Tarpley (r-So., 5-7/ 170/Danville, Va.)
1 – Darius Jackson (Jr., 5-10/ 185/ Quincy, Fla.)
7 – Justin Wilson (r-So., 6-1/175/Windsor, Conn.)

PR 15 – Travis Tarpley (r-So./5-7/175/Danville, Va.)
7 – Justin Wilson (r-So., 6-1/175/Windsor, Conn.)

PRONUNCIATION GUIDE

Ernest Adjei	Ah-jay	Frtiz Headley	Hed-lee
Josh Alaeze	Ah-lee-zee	Jaashawn Jones	Juh-shawn
Olusegun Ayanbiola	Oo-loo-she-gun l-yan-bee-oo-lah	Tywan Lee	Ty-wahn
Frantz Altidor	France Al-tuh-door	Al Lavan	LUH-van
George Bansah	Ban-suh	Larrone Moore	Luh-Rahn
Jahmel Bashir	Juh-mel Buh-sheer	Nail Muradymov	Muh-rah-dih-mahv
Kahlil Battle	Kah-lil	James Rosseau	Roo-sow
Joseph "Bo" Ceravolo	Sare-ah-vo-lo	Marquese Sanders	Mar-keese
Mario Diaz-Aviles	Mar-ee-oo Dee-az– Ah-vee-les	Marquis Spann	Mar-kis
Quintin Fortes	Forts	Terrell Talbert	Tuh-rell
Anthony Glaud	Glawd (rhymes with applaud)	Luis Villavicencio	Loo-ees Vee-ah-vih-sen-see-oo
Jadira Green	Juh-dye-ruh	Jomah Watson	JO-mah

2010 DELAWARE STATE UNIVERSITY FOOTBALL ROSTER

Numerical							
NO	NAME	POS	HT	WT	CL	HOMETOWN/PREVIOUS SCHOOL	
1	Darius Jackson	WR	5-10	170	JR	Quincy, Fla. / East Gadsen HS	
2	Kevin Green	LB	6-2	245	r-SR	North Chicago, Ill. / Purdue	
3	Larrone Moore	WR	6-0	185	SR	Hyattsville, Md. / Northwestern HS	
4	Calvin Miner	DB	5-11	195	r-SO	Sanford, Fla. / Lake Mary HS	
5	Travis Tarpley	WR	5-7	175	r-SO	Danville, Va. / Geo. Washington HS	
7	Justin Wilson	WR	6-1	175	r-SO	Windsor, Conn. / Windsor HS	
9	Matt Spicer	DB	5-11	180	SO	Lanham, Md./ Eleanor Roosevelt HS	
11	Anthony Glaud	QB	6-3	210	r-SR	Sicklerville, N.J. / Bowling Green Univ.	
12	Nick Elko	QB	6-2	205	r-SO	Odenton, Md. / Arundel HS	
13	Donnell Dixon	WR	5-10	185	r-SO	Hampton, Va. / Phoebus HS	
14	Justin Brewton	TE	6-4	215	SO	Fairless Hills, Pa./ Pennsbury HS	
15	Joseph "Bo" Ceravolo	WR	6-1	190	FR	Venice, Fla./ Venice HS	
16	Matt Scott	DB	5-10	175	SR	Harrington, Del. / Lake Forest HS	
17	Micah Brown	QB	6-2	220	SR	Quincy, Fla. / East Gadsen HS	
18	Terrell Talbert	DB	5-11	195	SR	Fort Washington, Md. / Friendly HS	
19	Chris Johnson	DB	6-2	215	r-JR	Paterson, N.J. / Boston College	
21	Joe Boyd	DB	6-0	180	FR	Ft. Washington, Md./ Friendly HS	
22	Jomah Watson	DB	6-0	180	r-SR	Largo, Md./Largo HS	
24	Jermond Colston	DB	5-11	180	FR	Norfolk, Va./ Booker T. Washington HS	
25	Alex Perry	DB	5-11	220	FR	Jacksonville, Fla./First Coast HS	
26	Marquis Spann	LB	6-2	205	JR	Paterson, N.J. / John F. Kennedy HS	
27	Nick Williams	RB	5-9	165	SO	San Diego, Calif./Monte Vista HS	
28	Tahree McQueen	RB	5-10	200	r-JR	Paterson, N.J./Cincinnati/Eastside HS	
30	Rueben Hale	DB	5-8	165	SO	Norfolk, Va. / Maury HS	
31	Quentin Ferguson	DB	5-11	205	r-JR	Frederick, Md. / Frederick HS	
32	Dominic Shepard	LB	6-1	210	FR	Hyattsville, Md./ Eleanor Roosevelt HS	
33	Herman Hinton	LB	6-2	210	r-SO	Philadelphia, Pa. / West Catholic HS	
34	James Rosseau	RB	5-7	205	SO	Philadelphia, Pa./Northeast HS	
35	John Sutton	LB	6-1	250	r-SR	Buena, N.J./Buena HS	
36	Francis Adjei	DB	6-2	180	r-SR	Silver Spring, Md./Springbrook HS	
37	Jamal Porcher	DB	5-10	175	FR	Miami, Fla./Killian HS	
39	Shawn Billups	DB	5-9	150	FR	Brooklyn, N.Y./Boys & Girls HS	
41	Tavis Tabb	DB	6-2	195	r-JR	Hampton, Va. / Norcum HS	
42	Mario Daiz-Aviles	PK	5-11	200	FR	Washington, D.C./Wilson HS	
43	Anthony Frye	DB	5-10	175	SO	Landover, Md./Thomas Stone HS	
44	Davon Moore	DB	5-11	185	FR	Mt. Vernon, N.Y./Mt. Vernon HS	
45	Jaashawn Jones	RB	6-1	220	r-JR	Asbury Park, N.J. / Asbury Park HS	
46	Frantz Altidor	RB	5-9	180	JR	Milford, Del./Milford HS	
47	Troye Cornwall	DB	6-0	195	FR	Mt. Vernon, N.Y./Mt. Vernon HS	
49	Lamar Shaw	RB	5-8	225	FR	Mt. Vernon, N.Y./Mt. Vernon HS	
50	Byron Lewis	DL	6-2	250	FR	Virginia Beach, Va./Tallwood HS	

51	Greg Cannon	LS	5-11	180	FR	Toms River, N.J./Toms River East
52	Aaron Richardson	LB	6-1	220	SO	Washington D.C. / St. John's HS
53	Ernest Adjei	LB	6-0	220	SO	Woodbridge, Va./Gar-field HS
54	Thomas Best	LB	5-11	190	SO	Washington, D.C./Seneca Valley HS
55	Brandon Harvey	LB	6-1	220	JR	Laurel, Md./Hudson Valley CC/Laurel HS
57	Jonathan Mills	OL	6-3	290	FR	Ft. Lauderdale, Fla./St. Thomas Aquinas
58	Quintin Fortes	DE	6-3	235	SO	Reston, Va./South Lakes HS
59	Marquese Sanders	LB	6-1	215	SO	Philadelphia, Pa./West Catholic HS
61	Marcus Ponder	OL	6-2	295	r-JR	Hamilton, N.J. / Hamilton West HS
62	Tywan Lee	OL	6-3	315	JR	Miami, Fla./Deane JC/Northwestern HS
63	Brandon Cunningham	OL	6-2	290	FR	Lumberton, N.J./Rancocas Valley HS
65	Jadira Green	DT	6-4	300	FR	Washington, D.C./Oxon Hill HS
66	Danzel Manley	OL	6-5	305	FR	Greenbelt, Md./Eleanor Roosevelt HS
70	Brandon Purnsley	OL	6-3	295	SR	Wilmington, Del. / Howard HS
71	Trevor Sales	OL	6-3	285	FR	La Porte, Ind./ La Porte HS
72	Keith Newell	OL	6-6	305	SO	Trenton, N.J./Rutgers
73	Darryl Hicks	OT	6-4	310	SR	Boston, Mass. / Hudson Valley CC
74	Aaron Boyd	OT	6-5	325	FR	Alexandria, Va./Fork Union Military Acad.
76	Thomas Threadgill	DL	6-5	315	JR	Frederick, Md. / Frederick HS
78	Nail Muradymov	OL	6-7	310	r-SO	Burtonsville, Md. / Paint Branch HS
80	Sam Jenifer	WR	6-1	175	SO	Clayton, Del/Polytech HS
81	Ryan Langdon	TE	6-4	240	SO	Philadelphia, Pa./ Father Judge HS
83	Marco Kano	P	6-6	225	FR	Cottbus, Germany
84	Ronnie Bullock	WR	5-10	170	FR	Dover, Del./Caesar Rodney HS
85	Nick Brackett	TE	6-4	225	FR	Lawrenceville, N.J./Lawrence HS
86	Mike Rendle	WR	6-1	190	FR	Wilmington, Del./St. Elizabeth HS
88	Akeem Cobb	WR	5-10	175	FR	Newark, N.J./Central HS
89	Jahmel Bashir	TE	6-3	250	SO	Philadelphia, Pa./So. Phila. HS
91	Olusegun Ayanbiola	DE	6-2	230	SO	Greenbelt, Md. / Eleanor Roosevelt HS
92	Kahlil Battle	DL	6-2	210	SO	Maplewood, Minn./Johnson Sr. HS
93	George Bansah	DL	6-1	275	r-FR	Woodbridge, Va. / Potomac HS
97	Darrell Brown	DL	6-2	280	JR	Darby, Pa./Hudson Valley CC/Wm. Penn HS
98	Terron Stowe	DL	6-3	260	SR	Brooklyn, N.Y./Technical Career Institutes
99	Andre Caroll	DL	6-2	285	r-SR	Neptune, N.J. / Neptune HS

2010 DELAWARE STATE UNIVERSITY FOOTBALL ROSTER

Alphabetical

NO	NAME	POS	HT	WT	CL	HOMETOWN/PREVIOUS SCHOOL
53	Ernest Adjei	LB	6-0	220	SO	Woodbridge, Va./Gar-field HS
36	Francis Adjei	DB	6-2	180	r-SR	Silver Spring, Md./Springbrook HS
91	Olusegun Ayanbiola	DE	6-2	230	SO	Greenbelt, Md. / Eleanor Roosevelt HS
46	Frantz Altidor	RB	5-9	180	JR	Milford, Del./Milford HS
93	George Bansah	DL	6-1	275	r-FR	Woodbridge, Va. / Potomac HS
89	Jahmel Bashir	TE	6-3	250	SO	Philadelphia, Pa./So. Phila. HS
92	Kahlil Battle	DL	6-2	210	SO	Maplewood, Minn./Johnson Sr. HS
54	Thomas Best	LB	5-11	190	SO	Washington, D.C./Seneca Valley HS
39	Shawn Billups	DB	5-9	150	FR	Brooklyn, N.Y./Boys & Girls HS
85	Nick Brackett	TE	6-4	225	FR	Lawrenceville, N.J./Lawrence HS
14	Justin Brewton	TE	6-4	215	SO	Fairless Hills, Pa./ Pennsbury HS
97	Darrell Brown	DL	6-2	280	JR	Darby, Pa./Hudson Valley CC/Wm. Penn HS
17	Micah Brown	QB	6-2	220	SR	Quincy, Fla. / East Gadsen HS
74	Aaron Boyd	OT	6-5	325	FR	Alexandria, Va./Fork Union Military Acad.
21	Joe Boyd	DB	6-0	180	FR	Ft. Washington, Md./ Friendly HS
84	Ronnie Bullock	WR	5-10	170	FR	Dover, Del./Caesar Rodney HS
51	Greg Cannon	LS	5-11	180	FR	Toms River, N.J./Toms River East
99	Andre Carroll	DL	6-2	285	r-SR	Neptune, N.J. / Neptune HS
15	Joseph "Bo" Ceravolo	WR	6-1	190	FR	Venice, Fla./ Venice HS
88	Akeem Cobb	WR	5-10	175	FR	Newark, N.J./Central HS
24	Jermond Colston	DB	5-11	180	FR	Norfolk, Va./ Booker T. Washington HS
47	Troye Cornwall	DB	6-0	195	FR	Mt. Vernon, N.Y./Mt. Vernon HS
63	Brandon Cunningham	OL	6-2	290	FR	Lumberton, N.J./Rancocas Valley HS
13	Donnell Dixon	WR	5-10	185	r-SO	Hampton, Va. / Phoebus HS
42	Mario Diaz-Aviles	PK	5-11	200	FR	Washington, D.C./Wilson HS
12	Nick Elko	QB	6-2	205	r-SO	Odenton, Md. / Arundel HS
31	Quentin Ferguson	DB	5-11	205	r-JR	Frederick, Md. / Frederick HS
58	Quintin Fortes	DE	6-3	235	SO	Reston, Va./South Lakes HS
43	Anthony Frye	DB	5-10	175	SO	Landover, Md./Thomas Stone HS
11	Anthony Glaud	QB	6-3	210	r-SR	Sicklerville, N.J. / Bowling Green Univ.
65	Jadira Green	DT	6-4	300	FR	Washington, D.C./Oxon Hill HS
2	Kevin Green	LB	6-2	245	r-SR	North Chicago, Ill. / Purdue
30	Rueben Hale	DB	5-8	165	SO	Norfolk, Va. / Maury HS
55	Brandon Harvey	LB	6-1	220	JR	Laurel, Md./Hudson Valley CC/Laurel HS
73	Darryl Hicks	OT	6-4	310	SR	Boston, Mass. / Hudson Valley CC
33	Herman Hinton	LB	6-2	210	r-SO	Philadelphia, Pa. / West Catholic HS
1	Darius Jackson	WR	5-10	170	JR	Quincy, Fla. / East Gadsen HS
80	Sam Jenifer	WR	6-1	175	SO	Clayton, Del/Polytech HS
19	Chris Johnson	DB	6-2	215	r-JR	Paterson, N.J. / Boston College
45	Jaashawn Jones	RB	6-1	220	r-JR	Asbury Park, N.J. / Asbury Park HS
83	Marco Kano	P	6-6	225	FR	Cottbus, Germany
81	Ryan Langdon	TE	6-4	240	SO	Philadelphia, Pa./ Father Judge HS
62	Tywan Lee	OL	6-3	315	JR	Miami, Fla./Deane JC/Northwestern HS
50	Byron Lewis	DL	6-2	250	FR	Virginia Beach, Va./Tallwood HS

78	Nail Muradymov	OL	6-7	310	r-SO	Burtonsville, Md. / Paint Branch HS
72	Keith Newell	OL	6-6	305	SO	Trenton, N.J./Rutgers
25	Alex Perry	DB	5-11	220	FR	Jacksonville, Fla./First Coast HS
61	Marcus Ponder	OL	6-2	295	r-JR	Hamilton, N.J. / Hamilton West HS
37	Jamal Porcher	DB	5-10	175	FR	Miami, Fla./Killian HS
70	Brandon Purnsley	OL	6-3	295	SR	Wilmington, Del. / Howard HS
86	Mike Rendle	WR	6-1	190	FR	Wilmington, Del./St. Elizabeth HS
52	Aaron Richardson	LB	6-1	220	SO	Washington D.C. / St. John's HS
34	James Rosseau	RB	5-7	205	SO	Philadelphia, Pa./Northeast HS
71	Trevor Sales	OL	6-3	285	FR	La Porte, Ind./ La Porte HS
59	Marquese Sanders	LB	6-1	215	SO	Philadelphia, Pa./West Catholic HS
16	Matt Scott	DB	5-10	175	SR	Harrington, Del. / Lake Forest HS
49	Lamar Shaw	RB	5-8	225	FR	Mt. Vernon, N.Y./Mt. Vernon HS
32	Dominic Shepard	LB	6-1	210	FR	Hyattsville, Md./ Eleanor Roosevelt HS
26	Marquis Spann	LB	6-2	205	JR	Paterson, N.J. / John F. Kennedy HS
9	Matt Spicer	DB	5-11	180	SO	Lanham, Md./ Eleanor Roosevelt HS
98	Terron Stowe	DL	6-3	260	SR	Brooklyn, N.Y./Technical Career Institutes
35	John Sutton	LB	6-1	250	r-SR	Buena, N.J./Buena HS
41	Tavis Tabb	DB	6-2	195	r-JR	Hampton, Va. / Norcum HS
18	Terrell Talbert	DB	5-11	195	SR	Fort Washington, Md. / Friendly HS
5	Travis Tarpley	WR	5-7	175	r-SO	Danville, Va. / Geo. Washington HS
76	Thomas Threadgill	DL	6-5	315	JR	Frederick, Md. / Frederick HS
22	Jomah Watson	DB	6-0	180	r-SR	Largo, Md./Largo HS
27	Charednick Williams	RB	5-9	165	SO	San Diego, Calif./Monte Vista HS
7	Justin Wilson	WR	6-1	175	r-SO	Windsor, Conn. / Windsor HS

2010 DELAWARE STATE STATS (2 GAMES)

RECORD:	OVERALL	HOME	AWAY	NEUTRAL
ALL GAMES.....	(0-2-0)	(0-1-0)	(0-0-0)	(0-1-0)
CONFERENCE.....	(0-1-0)	(0-1-0)	(0-0-0)	(0-0-0)
NON-CONFERENCE.....	(0-1-0)	(0-0-0)	(0-0-0)	(0-1-0)

DATE	OPPONENT	W/L	SCORE	ATTEND
Sep 05, 2010	vs Southern	L	27-37	16367
*Sep 11, 2010	FAMU	L	14-17	3867

RUSHING	GP	Att	Gain	Loss	Net	Avg	TD	Long	Avg/G
JONES, Jaashawn	2	36	166	18	148	4.1	1	24	74.0
GLAUD, Anthony	2	24	107	21	86	3.6	0	18	43.0
ROSSEAU, James	1	6	8	1	7	1.2	0	4	7.0
ELKO, Nick	2	2	4	0	4	2.0	0	3	2.0
TEAM	2	2	0	16	-16	-8.0	0	0	-8.0
Total.....	2	70	285	56	229	3.3	1	24	114.5
Opponents.....	2	71	343	47	296	4.2	2	23	148.0

PASSING	GP	Effic	Cmp-Att-Int	Pct	Yds	TD	Lng	Avg/G
GLAUD, Anthony	2	124.29	21-48-2	43.8	390	3	85	195.0
ELKO, Nick	2	177.00	2-4-1	50.0	45	1	38	22.5
Total.....	2	128.35	23-52-3	44.2	435	4	85	217.5
Opponents.....	2	121.17	31-64-0	48.4	397	4	50	198.5

RECEIVING	GP	No.	Yds	Avg	TD	Long	Avg/G
MOORE, Larrone	2	7	194	27.7	1	85	97.0
JACKSON, Darius	2	6	98	16.3	2	47	49.0
WILSON, Justin	2	5	84	16.8	1	38	42.0
DIXON, Donnell	2	2	28	14.0	0	15	14.0
TARPLEY, Travis	2	2	9	4.5	0	7	4.5
BREWTON, Justin	2	1	22	22.0	0	22	11.0
Total.....	2	23	435	18.9	4	85	217.5
Opponents.....	2	31	397	12.8	4	50	198.5

FIELD GOALS	FGM-FGA	Pct	01-19	20-29	30-39	40-49	50-59	Lg	Blk
MOORE, Larrone	2	0-0	0-0	0-0	0-0	0-0	0-0	0	0
JACKSON, Darius	2	0-0	0-0	0-0	0-0	0-0	0-0	0	0
JONES, Jaashawn	1	0-0	0-0	0-0	0-0	0-0	0-0	0	0
WILSON, Justin	1	0-0	0-0	0-0	0-0	0-0	0-0	0	0
ELKO, Nick	0	0-0	0-0	1-1	0-0	0-0	0-0	0	2
GLAUD, Anthony	0	0-0	0-0	1-1	0-0	0-0	0-0	0	2
DIAZ-AVILES, Mario	0	0-0	1-1	0-0	0-0	0-0	0-0	0	1
KANO, Marco	0	0-0	0-1	0-0	0-0	0-0	0-0	0	0
Total.....	6	0-0	1-2	2-4	0-0	0-0	0-0	0	41
Opponents.....	7	1-3	7-7	0-0	0-0	0-0	1	0	54

SCORING	TD	FGs	Kick	PATs	Rush	Rcv	Pass	DXP	Saf	Points
MOORE, Larrone	2	0-0	0-0	0-2	0	0-0	0	0	0	12
JACKSON, Darius	2	0-0	0-0	0-0	0	0-0	0	0	0	12
JONES, Jaashawn	1	0-0	0-0	0-0	0	0-0	0	0	0	6
WILSON, Justin	1	0-0	0-0	0-0	0	0-0	0	0	0	6
ELKO, Nick	0	0-0	0-0	1-1	0	0-0	0	0	0	2
GLAUD, Anthony	0	0-0	0-0	1-1	0	0-0	0	0	0	2
DIAZ-AVILES, Mario	0	0-0	1-1	0-0	0	0-0	0	0	0	1
KANO, Marco	0	0-0	0-1	0-0	0	0-0	0	0	0	0
Total.....	6	0-0	1-2	2-4	0	0-0	0	0	0	41
Opponents.....	7	1-3	7-7	0-0	0	0-0	1	0	0	54

SCORE BY QUARTERS	1st	2nd	3rd	4th	Total
Delaware State.....	7	18	16	0	41
Opponents.....	3	23	7	21	54

TOTAL OFFENSE	G	Plays	Rush	Pass	Total	Avg/G
GLAUD, Anthony	2	72	86	390	476	238.0
JONES, Jaashawn	2	36	148	0	148	74.0
ELKO, Nick	2	6	4	45	49	24.5
ROSSEAU, James	1	6	7	0	7	7.0
Total.....	2	122	229	435	664	332.0
Opponents.....	2	135	296	397	693	346.5

TEAM STATISTICS	DSU	OPP
FIRST DOWNS.....	35	40
Rushing.....	15	15
Passing.....	16	22
Penalty.....	4	3
RUSHING YARDAGE.....	229	296
Rushing Attempts.....	70	71
Average Per Rush.....	3.3	4.2
Average Per Game.....	114.5	148.0
TDs Rushing.....	1	2
PASSING YARDAGE.....	435	397
Comp-Att-Int.....	23-52-3	31-64-0
Average Per Pass.....	8.4	6.2
Average Per Catch.....	18.9	12.8
Average Per Game.....	217.5	198.5
TDs Passing.....	4	4
TOTAL OFFENSE.....	664	693
Average Per Play.....	5.4	5.1
Average Per Game.....	332.0	346.5
KICK RETURNS: #-Yards....	10-301	5-104
PUNT RETURNS: #-Yards....	6-35	4-76
INT RETURNS: #-Yards....	0-0	3-24
FUMBLES-LOST.....	3-1	3-2
PENALTIES-Yards.....	12-65	19-147
PUNTS-AVG.....	11-29.8	11-43.0
TIME OF POSSESSION/Game..	28:19	31:41
3RD-DOWN Conversions.....	8/24	13/29
4TH-DOWN Conversions.....	1/4	0/1

INTERCEPTIONS	No.	Yds	Avg	TD	Long
Total.....	0	0	0.0	0	0
Opponents.....	3	24	8.0	0	23

PUNTING	No.	Yds	Avg	Long	TB	FC	I20	Blkd
KANO, Marco	11	328	29.8	44	1	1	1	0
Total.....	11	328	29.8	44	1	1	1	0
Opponents.....	11	473	43.0	60	1	2	4	0

PUNT RETURNS	No.	Yds	Avg	TD	Long
JACKSON, Darius	4	22	5.5	0	9
TARPLEY, Travis	2	13	6.5	0	10
Total.....	6	35	5.8	0	10
Opponents.....	4	76	19.0	1	64

KICK RETURNS	No.	Yds	Avg	TD	Long
MOORE, Larrone	4	187	46.8	1	90
TARPLEY, Travis	4	86	21.5	0	36
WILSON, Justin	2	28	14.0	0	21
Total.....	10	301	30.1	1	90
Opponents.....	5	104	20.8	0	25

ALL PURPOSE	G	Rush	Rec	PR	KOR	IR	Tot	Avg/G
MOORE, Larrone	2	0	194	0	187	0	381	190.5
JONES, Jaashawn	2	148	0	0	0	0	148	74.0
JACKSON, Darius	2	0	98	22	0	0	120	60.0
WILSON, Justin	2	0	84	0	28	0	112	56.0
TARPLEY, Travis	2	0	9	13	86	0	108	54.0
Total.....	2	229	435	35	301	0	1000	500.0
Opponents.....	2	296	397	76	104	24	897	448.5

DEFENSIVE LEADERS	GP	Solo	Ast	Total	TFL/Yds	-Sacks-	No-Yds	Int-Yds	BrUp	QBH	Rcv-Yds	FF	Kick	Saf
99 CAROLL, Andre	2	3	15	18	1.5-10	0.5-5	.	.	2
2 GREEN, Kevin	2	9	9	18	1	.	1-0	.	.	.
31 FERGUSON, Quentin	2	3	11	14	1.0-3
55 HARVEY, Brandon	2	2	8	10	1.0-2
9 SPICER, Matt	2	5	5	10	1.5-4	.	.	.	2
Total.....	2	51	94	145	9-40	2-20	.	10	2	2-0	1	.	.	.
Opponents.....	2	47	98	145	10-26	3-14	3-24	7	4	1-32	1	.	.	.

2010 Delaware State Hornets Football
Delaware State Overall Defensive Statistics (as of Sep 21, 2010)
All games

DEFENSIVE LEADERS	-----Tackles-----				-Sacks-		---Pass Def---			-Fumbles-		Blkd	
	GP	Solo	Ast	Total	TFL/Yds	No-Yds	Int-Yds	BrUp	QBH	Rcv-Yds	FF	Kick	Saf
99 CAROLL, Andre	2	3	15	18	1.5-10	0.5-5	.	.	2
2 GREEN, Kevin	2	9	9	18	.	.	.	1	.	1-0	.	.	.
31 FERGUSON, Quentin	2	3	11	14	1.0-3
9 SPICER, Matt	2	5	5	10	1.5-4	.	.	2
55 HARVEY, Brandon	2	2	8	10	1.0-2
22 WATSON, Jomah	2	3	6	9	.	.	.	1
35 SUTTON, John	2	1	6	7	1-0	.	.	.
4 MINER, Calvin	2	4	3	7	.	.	.	1
36 ADJEI, Francis	2	4	2	6	.	.	.	3
16 SCOTT, Matt	2	4	2	6	.	.	.	1
93 BANSAH, George	2	1	4	5	1.0-1	.	.	1
97 BROWN, Darrell	2	.	5	5	0.5-0
33 HINTON, Herman	2	4	.	4	1.0-5
58 FORTES, Quintin	2	1	3	4	0.5-5	0.5-5	1	.	.
52 RICHARDSON, Aaron	2	2	2	4	1.0-10	1.0-10
91 AYANBIOLA, Olusegon	2	.	3	3
25 PERRY, Alex	2	1	2	3
17 BROWN, Micah	2	.	2	2
37 PORCHER, Jamal	1	.	1	1
76 THREADGILL, Thomas	2	1	.	1
19 JOHNSON, Chris	2	.	1	1
26 SPANN, Marquis	1	.	1	1
5 TARPLEY, Travis	2	.	1	1
7 WILSON, Justin	2	1	.	1
3 MOORE, Larrone	2	1	.	1
14 BREWTON, Justin	2	.	1	1
53 ADJEI, Ernest	1	.	1	1
TM TEAM	2	1	.	1
Total.....	2	51	94	145	9-40	2-20	.	10	2	2-0	1	.	.
Opponents.....	2	47	98	145	10-26	3-14	3-24	7	4	1-32	1	.	.

2010 Delaware State Hornets Football
Delaware State Team Game-by-Game (as of Sep 19, 2010)
All games

Date	Opponent	---RUSHING---				---RECEIVING---				-----PASSING-----				---KICK RET--				---PUNT RET--				tot off		
		No.	Yds	TD	Lg	No.	Yds	TD	Lg	Cmp	Att	Int	Yds	TD	Lg	No	Yds	TD	Lg	No	Yds		TD	Lg
Sep 05, 2010	vs Southern	31	77	0	24	9	243	3	85	9	21	2	243	3	85	6	175	1	90	3	22	0	10	320
Sep 11, 2010	FAMU	39	152	1	18	14	192	1	39	14	31	1	192	1	39	4	126	0	54	3	13	0	9	344
Totals		70	229	1	24	23	435	4	85	23	52	3	435	4	85	10	301	1	90	6	35	0	10	664
Opponent		71	296	2	23	31	397	4	50	31	64	0	397	4	50	5	104	0	25	4	76	1	64	693

Games played: 2
 Avg per rush: 3.3
 Avg per catch: 18.9
 Pass efficiency: 128.35
 Kick ret avg: 30.1
 Punt ret avg: 5.8
 All purpose avg/game: 500.0
 Total offense avg/gm: 332.0

Date	Opponent	-----TACKLES-----				-SACKS-		-FUMBLE-		Pass Blkd				-Kicks--XPTS-				Pts
		Solo	Ast	Total	TFL-Yds	No-Yds	FF	FR-Yds	Int-Yds	QBH	Brk	Kick	Att-Mad	Run	Rcv	Saf		
Sep 05, 2010	vs Southern	29	62	91	5.0-12	0.0-0	1	1-0	0-0	2	5	0	2-1	1	0	0	27	
Sep 11, 2010	FAMU	22	32	54	4.0-28	2.0-20	0	1-0	0-0	0	5	0	0-0	1	0	0	14	
Totals		51	94	145	9.0-40	2.0-20	1	2-0	0-0	2	10	0	2-1	2	0	0	41	
Opponent		47	98	145	10.0-26	3.0-14	1	1-32	3-24	4	7	0	7-7	0	0	0	54	

Date	Opponent	-----PUNTING-----							--FIELD GOALS--				-----KICKOFFS-----					
		No	Yds	Avg	Long	Blkd	TB	FC	50+	I20	Att-Made	Lg	Blkd	No	Yds	Avg	TB	OB
Sep 05, 2010	vs Southern	6	190	31.7	39	0	1	1	0	0	0-0	0	0	5	283	56.6	0	0
Sep 11, 2010	FAMU	5	138	27.6	44	0	0	0	0	1	0-0	0	0	3	74	24.7	0	0
Totals		11	328	29.8	44	0	1	1	0	1	0-0	0	0	8	357	44.6	0	0
Opponent		11	473	43.0	60	0	1	2	3	4	3-1	26	0	10	597	59.7	0	0

2010 Delaware State Hornets Football
Delaware State Opponent Game-by-Game (as of Sep 19, 2010)
All games

OPPONENT STATISTICS

Date	Opponent	---RUSHING---				---RECEIVING---				-----PASSING-----				---KICK RET--				---PUNT RET--				tot off		
		No.	Yds	TD	Lg	No.	Yds	TD	Lg	Cmp	Att	Int	Yds	TD	Lg	No	Yds	TD	Lg	No	Yds		TD	Lg
Sep 05, 2010	vs Southern	38	158	2	23	19	236	2	37	19	37	0	236	2	37	5	104	0	25	2	71	1	64	394
Sep 11, 2010	FAMU	33	138	0	20	12	161	2	50	12	27	0	161	2	50	0	0	0	0	2	5	0	3	299
Opponent totals		71	296	2	23	31	397	4	50	31	64	0	397	4	50	5	104	0	25	4	76	1	64	693
Delaware State		70	229	1	24	23	435	4	85	23	52	3	435	4	85	10	301	1	90	6	35	0	10	664

Games played: 2
 Avg per rush: 4.2
 Avg per catch: 12.8
 Pass efficiency: 121.17
 Kick ret avg: 20.8
 Punt ret avg: 19.0
 All purpose avg/game: 448.5
 Total offense avg/gm: 346.5

Date	Opponent	-----TACKLES-----				-SACKS-		-FUMBLE-		Pass Blkd				-Kicks--XPTS-				Pts
		Solo	Ast	Total	TFL-Yds	No-Yds	FF	FR-Yds	Int-Yds	QBH	Brk	Kick	Att-Mad	Run	Rcv	Saf		
Sep 05, 2010	vs Southern	21	38	59	4.0-9	1.0-5	1	0-0	2-23	3	2	0	5-5	0	0	0	37	
Sep 11, 2010	FAMU	26	60	86	6.0-17	2.0-9	0	1-32	1-1	1	5	0	2-2	0	0	0	17	
Opponent totals		47	98	145	10.0-26	3.0-14	1	1-32	3-24	4	7	0	7-7	0	0	0	54	
Delaware State		51	94	145	9.0-40	2.0-20	1	2-0	0-0	2	10	0	2-1	2	0	0	41	

Date	Opponent	-----PUNTING-----							--FIELD GOALS--				-----KICKOFFS-----					
		No	Yds	Avg	Long	Blkd	TB	FC	50+	I20	Att-Made	Lg	Blkd	No	Yds	Avg	TB	OB
Sep 05, 2010	vs Southern	5	223	44.6	54	0	0	1	1	2	1-0	0	0	6	346	57.7	0	0
Sep 11, 2010	FAMU	6	250	41.7	60	0	1	1	2	2	2-1	26	0	4	251	62.8	0	0
Opponent totals		11	473	43.0	60	0	1	2	3	4	3-1	26	0	10	597	59.7	0	0
Delaware State		11	328	29.8	44	0	1	1	0	1	0-0	0	0	8	357	44.6	0	0

2009 Delaware State Hornets Football
 Delaware State Red-Zone Results (as of Sep 19, 2010)
 All games

Delaware State Inside Opponent Red-Zone

Date	Opponent	Score	Times		Total Pts	TDs	Rush TDs	Pass TDs	FGs Made	---- Failed to score inside RZ ----					
			In RZ	Scored						FGA	Downs	Int	Fumb	Half	Game
Sep 05	vs Southern.....	L 27-37	2	1	7	1	0	1	0	0	0	0	0	1	0
*Sep 11	FAMU.....	L 14-17	5	2	14	2	1	1	0	0	1	1	1	0	0
Totals			7	3	21	3	1	2	0	0	1	1	1	1	0
3 of 7 (42.9%)															

Opponents Inside Delaware State Red-Zone

Date	Opponent	Score	Times		Total Pts	TDs	Rush TDs	Pass TDs	FGs Made	---- Failed to score inside RZ ----					
			In RZ	Scored						FGA	Downs	Int	Fumb	Half	Game
Sep 05	vs Southern.....	L 27-37	6	4	28	4	2	2	0	1	1	0	0	0	0
*Sep 11	FAMU.....	L 14-17	3	1	3	0	0	0	1	1	0	0	1	0	0
Totals			9	5	31	4	2	2	1	2	1	0	1	0	0
5 of 9 (55.6%)															

2009 Delaware State Hornets Football
Delaware State By-Quarter Statistics (as of Sep 19, 2010)
All games

3rd-Down Conversions

Date	Opponent	Score	Overall	1st Qtr	2nd Qtr	3rd Qtr	4th Qtr	OT	Qtr
Sep 05	vs Southern.....	L 27-37	2-9 22.2%	0-1 0.0%	1-2 50.0%	0-1 0.0%	1-5 20.0%		
*Sep 11	FAMU.....	L 14-17	6-15 40.0%	1-4 25.0%	3-3 100.0%	2-4 50.0%	0-4 0.0%		
Delaware State			8-24 33.3%	1-5 20.0%	4-5 80.0%	2-5 40.0%	1-9 11.1%	0-0	0.0%
Opponents			13-29 44.8%	4-8 50.0%	3-8 37.5%	4-8 50.0%	2-5 40.0%	0-0	0.0%

4th-Down Conversions

Date	Opponent	Score	Overall	1st Qtr	2nd Qtr	3rd Qtr	4th Qtr	OT	Qtr
Sep 05	vs Southern.....	L 27-37	0-0 0.0%	0-0 0.0%	0-0 0.0%	0-0 0.0%	0-0 0.0%		
*Sep 11	FAMU.....	L 14-17	1-4 25.0%	0-1 0.0%	0-0 0.0%	0-1 0.0%	1-2 50.0%		
Delaware State			1-4 25.0%	0-1 0.0%	0-0 0.0%	0-1 0.0%	1-2 50.0%	0-0	0.0%
Opponents			0-1 0.0%	0-0 0.0%	0-0 0.0%	0-1 0.0%	0-0 0.0%	0-0	0.0%

Time of Possession

Date	Opponent	Score	Overall	1st Qtr	2nd Qtr	3rd Qtr	4th Qtr	OT	Qtr
Sep 05	vs Southern.....	L 27-37	26:15	6:41	5:37	4:40	9:17		
*Sep 11	FAMU.....	L 14-17	30:23	7:35	8:21	9:14	5:13		
Delaware State			Total 56:38	14:16	13:58	13:54	14:30	0:00	
			Avg. 28:19	7:08	6:59	6:57	7:15	0:00	
Opponents			Total 63:22	15:44	16:02	16:06	15:30	0:00	
			Avg. 31:41	7:52	8:01	8:03	7:45	0:00	

2010 Delaware State Hornets Football
 Delaware State Game Superlatives (as of Sep 19, 2010)
 All games

INDIVIDUAL GAME HIGHS

Rushes.....	25	JONES,Jaashawn vs FAMU (Sep 11, 2010)
Yards Rushing.....	95	JONES,Jaashawn vs FAMU (Sep 11, 2010)
TD Rushes.....	1	JONES,Jaashawn vs FAMU (Sep 11, 2010)
Long Rush.....	24	JONES,Jaashawn vs Southern (Sep 05, 2010)
Pass attempts.....	31	GLAUD,Anthony vs FAMU (Sep 11, 2010)
Pass completions....	14	GLAUD,Anthony vs FAMU (Sep 11, 2010)
Yards Passing.....	198	GLAUD,Anthony vs Southern (Sep 05, 2010)
TD Passes.....	2	GLAUD,Anthony vs Southern (Sep 05, 2010)
Long Pass.....	85	GLAUD,Anthony vs Southern (Sep 05, 2010)
Receptions.....	5	MOORE,Larrone vs FAMU (Sep 11, 2010)
Yards Receiving.....	102	MOORE,Larrone vs FAMU (Sep 11, 2010)
TD Receptions.....	1	JACKSON,Darius vs Southern (Sep 05, 2010)
		MOORE,Larrone vs Southern (Sep 05, 2010)
		WILSON,Justin vs Southern (Sep 05, 2010)
		JACKSON,Darius vs FAMU (Sep 11, 2010)
Long Reception.....	85	MOORE,Larrone vs Southern (Sep 05, 2010)
Field Goals.....	0	
Long Field Goal....	0	
Punts.....	6	KANO,Marco vs Southern (Sep 05, 2010)
Punting Avg.....	31.7	KANO,Marco vs Southern (Sep 05, 2010)
Long Punt.....	44	KANO,Marco vs FAMU (Sep 11, 2010)
Long Punt Return....	10	TARPLEY,Travis vs Southern (Sep 05, 2010)
Long Kickoff Return.	90	MOORE,Larrone vs Southern (Sep 05, 2010)
Tackles.....	13	CAROLL,Andre vs Southern (Sep 05, 2010)
Sacks.....	1.0	RICHARDSON,Aaron vs FAMU (Sep 11, 2010)
Tackles For Loss....	1.5	SPICER,Matt vs Southern (Sep 05, 2010)
Interceptions.....	0	

TEAM GAME HIGHS

Rushes.....	39	vs FAMU (Sep 11, 2010)
Yards Rushing.....	152	vs FAMU (Sep 11, 2010)
Yards Per Rush.....	3.9	vs FAMU (Sep 11, 2010)
TD Rushes.....	1	vs FAMU (Sep 11, 2010)
Pass attempts.....	31	vs FAMU (Sep 11, 2010)
Pass completions....	14	vs FAMU (Sep 11, 2010)
Yards Passing.....	243	vs Southern (Sep 05, 2010)
Yards Per Pass.....	11.6	vs Southern (Sep 05, 2010)
TD Passes.....	3	vs Southern (Sep 05, 2010)
Total Plays.....	70	vs FAMU (Sep 11, 2010)
Total Offense.....	344	vs FAMU (Sep 11, 2010)
Yards Per Play.....	6.2	vs Southern (Sep 05, 2010)
Points.....	27	vs Southern (Sep 05, 2010)
Sacks By.....	2	vs FAMU (Sep 11, 2010)
First Downs.....	20	vs FAMU (Sep 11, 2010)
Penalties.....	6	vs Southern (Sep 05, 2010)
		vs FAMU (Sep 11, 2010)
Penalty Yards.....	33	vs FAMU (Sep 11, 2010)
Turnovers.....	2	vs Southern (Sep 05, 2010)
		vs FAMU (Sep 11, 2010)
Interceptions By....	0	

2010 Delaware State Hornets Football
Delaware State Game Superlatives (as of Sep 19, 2010)
All games

OPPONENT INDIVIDUAL GAME HIGHS

Rushes.....	16	Gary HOLLIMON, vs Southern (Sep 05, 2010)
Yards Rushing.....	98	Sylveste NZEKWE, vs Southern (Sep 05, 2010)
TD Rushes.....	1	Dray JOSEPH, vs Southern (Sep 05, 2010)
		Sylveste NZEKWE, vs Southern (Sep 05, 2010)
Long Rush.....	23	Gary HOLLIMON, vs Southern (Sep 05, 2010)
Pass attempts.....	27	UKPAI,Martin, vs FAMU (Sep 11, 2010)
Pass completions....	12	Dray JOSEPH, vs Southern (Sep 05, 2010)
		UKPAI,Martin, vs FAMU (Sep 11, 2010)
Yards Passing.....	162	Dray JOSEPH, vs Southern (Sep 05, 2010)
TD Passes.....	2	UKPAI,Martin, vs FAMU (Sep 11, 2010)
Long Pass.....	50	UKPAI,Martin, vs FAMU (Sep 11, 2010)
Receptions.....	4	Curry ALLEN, vs Southern (Sep 05, 2010)
		Gary HOLLIMON, vs Southern (Sep 05, 2010)
		ELLIOTT,Kevin, vs FAMU (Sep 11, 2010)
Yards Receiving.....	64	Curry ALLEN, vs Southern (Sep 05, 2010)
TD Receptions.....	1	Javon JORDAN, vs Southern (Sep 05, 2010)
		Rashaun ALLEN, vs Southern (Sep 05, 2010)
		TYMES,Brian, vs FAMU (Sep 11, 2010)
		LAWRENCE,Antoni, vs FAMU (Sep 11, 2010)
Long Reception.....	50	TYMES,Brian, vs FAMU (Sep 11, 2010)
Field Goals.....	1	SCOTT,Trevor, vs FAMU (Sep 11, 2010)
Long Field Goal.....	26	SCOTT,Trevor, vs FAMU (Sep 11, 2010)
Punts.....	6	HOLDREN,Brandon, vs FAMU (Sep 11, 2010)
Punting Avg.....	44.6	Joshua DURAN, vs Southern (Sep 05, 2010)
Long Punt.....	60	HOLDREN,Brandon, vs FAMU (Sep 11, 2010)
Long Punt Return....	64	Co CUSHINGBERRY, vs Southern (Sep 05, 2010)
Long Kickoff Return.	25	Co CUSHINGBERRY, vs Southern (Sep 05, 2010)
Tackles.....	10	GRAHAM,Alvis, vs FAMU (Sep 11, 2010)
Sacks.....	1.0	HOLLINGHEAD,Nic, vs FAMU (Sep 11, 2010)
		SCOTT,Padric, vs FAMU (Sep 11, 2010)
Tackles For Loss....	1.0	Delwin WILLIAMS, vs Southern (Sep 05, 2010)
		ALEXANDER,Ajayi, vs FAMU (Sep 11, 2010)
		DAVIS,Brandon, vs FAMU (Sep 11, 2010)
		NEWKIRK,Joshua, vs FAMU (Sep 11, 2010)
		HOLLINGHEAD,Nic, vs FAMU (Sep 11, 2010)
		SCOTT,Padric, vs FAMU (Sep 11, 2010)
Interceptions.....	1	Demetric ROGERS, vs Southern (Sep 05, 2010)
		Jason HOUSE, vs Southern (Sep 05, 2010)
		OJO,John, vs FAMU (Sep 11, 2010)

OPPONENT TEAM GAME HIGHS

Rushes.....	38	vs Southern (Sep 05, 2010)
Yards Rushing.....	158	vs Southern (Sep 05, 2010)
Yards Per Rush.....	4.2	vs FAMU (Sep 11, 2010)
TD Rushes.....	2	vs Southern (Sep 05, 2010)
Pass attempts.....	37	vs Southern (Sep 05, 2010)
Pass completions....	19	vs Southern (Sep 05, 2010)
Yards Passing.....	236	vs Southern (Sep 05, 2010)
Yards Per Pass.....	6.4	vs Southern (Sep 05, 2010)
TD Passes.....	2	vs Southern (Sep 05, 2010)
		vs FAMU (Sep 11, 2010)
Total Plays.....	75	vs Southern (Sep 05, 2010)
Total Offense.....	394	vs Southern (Sep 05, 2010)
Yards Per Play.....	5.3	vs Southern (Sep 05, 2010)
Points.....	37	vs Southern (Sep 05, 2010)
Sacks By.....	2	vs FAMU (Sep 11, 2010)
First Downs.....	23	vs Southern (Sep 05, 2010)
Penalties.....	10	vs Southern (Sep 05, 2010)
Penalty Yards.....	90	vs Southern (Sep 05, 2010)
Turnovers.....	1	vs Southern (Sep 05, 2010)
		vs FAMU (Sep 11, 2010)
Interceptions By....	2	vs Southern (Sep 05, 2010)