



2011 DELAWARE STATE UNIVERSITY FOOTBALL

GAME 7

DELAWARE STATE UNIVERSITY HORNETS (2-4; 0-3 MEAC)

VS.

NO. CAROLINA A&T STATE AGGIES (3-2; 2-0 MEAC)

SAT., OCT. 15, 2011 (1:30 P.M)

AGGIE STADIUM/ (21,500) - GREENSBORO, N.C.



DSU Athletic Media Relations: Dennis Jones (football contact) - (302) 857-6068/office; (302) 270-6088/cell; email: djones@desu.edu

DELAWARE STATE VS NO. CAROLINA A&T



Delaware State: 2-4; 0-3 MEAC

NCA&T: 3-2; 2-0 MEAC

The Series: Delaware State leads 20-19-1

Location: Aggie Stadium (21,500) - Greensboro, N.C.;
(Surface— natural grass)

National Rankings: Delaware State is not ranked in any major FCS or Black College poll. North Carolina A&T received one vote in the SportsNetwork/Fathead FCS Top 25 and ranks seventh in the HSRN Black College Div. I poll. The Aggies received 25 votes in the Sheridan Broadcast Network weekly Black College poll.

Pressbox Phone: 336-334-7917

Delaware State Head Coach Kermit Blount: Blount (Winston-Salem State, '80) is 2-3 in his first season as head coach of the Hornets. Now in his 18th year as a collegiate head coach, he has a career record of 93-91-3. Prior to accepting the DSU post, he was 91-87-3 in 17 years as head coach at Winston-Salem State University. Blount led WSSU to two CIAA championships and three league title game appearances. He was named CIAA Coach-of-the-Year in 1999 & 2000. Blount was 2-9 vs. North Carolina A&T while coaching at Winston-Salem State.

North Carolina A&T Head Coach Rod Broadway: Broadway (North Carolina, '77) is 3-2 in his first season as head coach of the Aggies. He has a career record of 71-25 in nine seasons as a collegiate head coach. He previously served as head coach at North Carolina Central and Grambling State. He's also been an assistant at North Carolina, Florida, Duke and East Carolina. Broadway is 2-0 vs. Delaware State, with each contest occurring during his stint at North Carolina Central (2003 & '04).

DSU Radio: 1290 The Ticket (www.1290theticket.com) is the flagship station of the Delaware State Hornets Radio Network. Scott Klatzkin is in his fourth season as DSU's play-by-play announcer. The game will also air on 1410 AM (WDOV).










NCA&T Media Contact:

Brian Holloway
Sports Information Office
Office Phone: (336) 334-7141
email: bmhollow@ncat.edu

Live Stats: www.NCATaggies.com

Live Streaming: N/A

2011 DELAWARE STATE SCHEDULE/RESULTS

Date	Opponent	Time/Result	Series
 Sep. 3	at VMI Elko passes for 232 yards, 3 TDs in opening day win	W, 24-21.	DSU 1-0
 Sep. 10	SHAW Hornets score game-winning TD with :35 left to play	W, 31-27	DSU 3-0
 Sep. 17	at Delaware Hornets shut out for first time since '04: outgained 512-112	L, 0-45	UD 3-0
 Sep. 24	at SC State* DSU held to 84 total yards	L, 0-69	SCS 26-15
 Oct. 1	at Florida A&M* Hornets end scoreless drought, but drop third straight	L, 7-34	FAMU 21-8
 Oct. 8	NORFOLK STATE* DSU drops fourth straight despite 339 passing yards	L, 21-38	DSU 13-6
 Oct. 15	at No Carolina A&T* Jaashawn Jones rushed for 144 yards and TD in 2010 DSU win	1:30 p.m.	DSU 20-19-1
 Oct. 29	MORGAN STATE* Hornets have won last six homecoming contests	1:00 p.m.	MSU 31-23
 Nov. 5	NC CENTRAL* Hornets record six sacks in 2010 win over Eagles	1:00 p.m.	NCCU 13-6
 Nov. 12	at Hampton* DSU seeks third straight win at Armstrong Field	1:00 p.m.	HAM 23-13
 Nov. 19	HOWARD* Justin Wilson had 9 rec. for 217 yards and 4 TDs in 2010 meeting	1:00 p.m.	DSU 36-30-1

* - Mid-Eastern Athletic Conference game

HOME GAMES (AT ALUMNI STADIUM ON DSU CAMPUS) IN ALL CAPS
All times Eastern and subject to change

DELAWARE STATE 2011 SCHEDULE/RESULTS
(2-4; 0-3 MEAC)

Sep. 3	at VMI	W, 24-21
Sep. 10	SHAW	W, 31-27
Sep. 17	at Delaware	L, 0-45
Sep. 24	at So. Carolina State*	L, 0-69
Oct. 1	at Florida A&M*	L, 7-34
Oct. 8	NORFOLK STATE*	L, 31-38
Oct. 15	at No. Carolina A&T*	1:30 p.m.
Oct. 29	MORGAN STATE* (HC)	1:00 p.m.
Nov. 5	N.C. CENTRAL*	1:00 p.m.
Nov. 12	at Hampton*	1:00 p.m.
Nov. 20	HOWARD*	1:00 p.m.

*-MEAC game

NORTH CAROLINA A&T SCHEDULE/RESULTS
(3-2; 2-0 MEAC)

Sep. 3	UVA-LYNCHBURG	W, 38-7
Sept. 10	at Appalachian State	L, 6-58
Sept. 24	COASTAL CAROLINA	L, 14-31
Oct. 1	at Morgan State*	W, 24-3
Oct. 8	BETHUNE-COOKMAN*	W, 22-3
Oct. 15	DELAWARE STATE*	1:30 p.m.
Oct. 22	at Howard*	1:00 p.m.
Oct. 29	at Norfolk State*	2:00 p.m.
Nov. 5	at Florida A&M*	6:00 p.m.
Nov. 12	@South Carolina State*	2:00 p.m.
Nov. 19	NC CENTRAL	1:30 p.m.

* - MEAC game

2011 STATISTICAL COMPARISON
(DSU/NSU NCAA Rankings*)

Category	DSU (6 gms.)	NCAT (5 gms.)
Rushing off.	41.7 (118)	158.8 (46)
Passing off.	186.8 (76)	174.4 (90)
Total off.	228.5 (119)	333.2 (79)
Scoring off.	13.8 (116)	20.8 (84)
Rushing def.	193.7 (100)	81.2 (7)
Pass Eff. Defense	150.8 (100)	125.5 (57)
Total def.	441.2 (106)	253.0 (2)
Scoring def.	39.0 (111)	20.4 (21)
Net punting	33.2 (71)	28.2 (118)
Punt returns	7.2 (73)	3.9 (109)
Kick off returns	16.7 (115)	20.5 (66)
Turnover margin	-1.7 (117)	-60 (84)
Pass def.	247.5 (92)	171.8 (19)
Sacks	1.3 (97)	3.0 (18)
Tackles for loss	5.2 (88)	7.6 (24)
Sacks allowed	3.0 (96)	1.6 (46)

*120 teams ranked in Football Championship Subdivision

THE GAME

Delaware State visits North Carolina A&T in a Mid-Eastern Athletic Conference (MEAC) game. The Hornets have dropped their last four games to fall to 2-4 overall and -03 in the MEAC. DSU is coming off a 38-21 loss to league leading Norfolk State last weekend. The Hornets passed for 339 yards, but allowed 526 total yards in the contest. Surprising North Carolina A&T is riding a two-game win streak. The Aggies improved to 3-2 overall and 2-0 in the MEAC after a 22-3 win over Bethune-Cookman last Saturday. The Aggies have allowed just six points on two field goals in their last two games. This is Delaware State's first visit to NCA&T since 2007.

THE SERIES

This will be the 40th on-the-field meeting between the Hornets and Aggies. Delaware State has won the last six times the teams have played to open up a 20-19-1 series lead. The teams did not meet in 2009, although North Carolina A&T was awarded a victory due to a Delaware State forfeit. The teams met in 2010 at DSU. The Hornets came from behind to win 31-26. **Jaashawn Jones** rushed for a career-high 144 yards and a touchdown and **Justin Wilson** had two TD catches to lead the Hornets, who trailed 14-6 before scoring 19 unanswered points to take control. Prior to the 2009 forfeit, North Carolina A&T's most recent victory over the Hornets was in 2003 (33-7 in Greensboro, N.C.).

Delaware State all-time results vs. No. Carolina A&T

YEAR	W/L	Score	Site	YEAR	W/L	Score	Site
1971	L	7-31	H	1991	W	31-26	A
1972	L	7-13	A	1992	L	10-24	H
1973	L	12-27	H	1993	W	25-19	A
1974	L	14-20	A	1994	W	31-10	H
1975	L	7-27	H	1995	W	17-10	A
1976	L	6-30	A	1996	L	6-31	H
1977	L	7-22	H	1997	L	14-22	A
1978	W	9-6	A	1998	L	15-47	H
1979	T	21-21	H	1999	L	13-24	A
1980	L	0-52	A	2000	W	46-45	H
1981	W	21-17	H	2001	L	30-36	A
1982	W	20-3	A	2002	L	7-34	H
1983	W	26-7	H	2003	L	7-33	A
1984	W	56-7	A	2004	W	15-6	H
1985	W	30-16	H	2005	W	23-13	A
1986	L	17-20	A	2006	W	37-21	H
1987	W	41-9	H	2007	W	27-0	A
1988	W	37-7	A	2008	W	42-7	H
1989	W	30-7	H	2009	L	by forfeit	
1990	L	28-48	H	2010	W	31-26	H

Delaware State vs. North Carolina A&T —Series History

- Largest DSU victory: 49 points (56-7 in 1984)
- Largest NCAT victory: 52 pts. (52-0 in 1980)
- Most DSU points: 56 (1984)
- Most NCA&T points: 52 (1980)
- Longest DSU win streak: 5 games (1981-85; 2004-08)
- Longest NCAT win streak: 7 games (1971-77)

DSU QUICK FACTS

General Information

Location	Dover, Del. 19901
Founded	1891
Enrollment	3,750
President	Dr. Harry L. Williams
Faculty Representative	Dr. Jan Blade
Director of Athletics	Derek Carter
Nickname	Hornets
Colors	Columbia Blue & Red
National Affiliation	NCAA Div. I FCS
Conference	MEAC
Stadium	Alumni Stadium
Capacity	7,000
Surface	Artificial (A-Turf)
Press Box Phone	(302) 857-7651

History

First Year of Football	1924
All-Time Record	337-375-11
All-Time MEAC Record	118-136-1
Conference Titles	Six ('85, '87', '88', '89, '91, 2007)
All-Time Playoff Record	0-1 (2007 vs. Delaware)

Coaching Staff

Head Coach	Kermit Blount
Alma Mater	Winston-Salem State/1980
Record at DSU	2-4 (.333)/ first season
Career Record	93-91-3 (.507)
Football Office Phone	(302) 857-7447
Football Office Fax	(302) 857-7555
Assistant Coaches	
Mike Ketchum	Def. Coordinator/OLBs
Arrington Jones III	Offensive Coordinator/QBs
Tory Woodbury	Running Backs
Bryant Foster	Cornerbacks
Curtis Thomas	WRs/Special Teams
Jeff Braxton	Defensive Line
Will King	Safeties
Nick Calcutta	Offensive Line
Lonnie Teasley	Grad. Asst.
Tyrone Johnson	Undergraduate Asst.
Shekima Yarbrey	Video Coordinator
Equipment Manager	Mark Springs
Dir. Sports Medicine	Lori Leary
Administrative Assistant	Edna Piper

Captains

Game day captains

Team Information

2010 Overall Record	3-8 (2-3 home, 1-5 away)
2010 MEAC Record	2-6 (1-3 home, 1-3 away)
Conference Finish	7th
Final National Rankings	N/A
Offense	Multiple
Defense	3-4
Lettermen Returning (41)	
Offense	18
Defense	21
Specialists	2
Lettermen Lost (17)	
Offense	9
Defense	7
Specialists	0
Starters Returning/Lost (17/7)	
Offense	8/3
Defense	7/4
Specialists	2/0

SCOUTING NORTH CAROLINA A&T



Much of North Carolina A&T's success this season is credited to the play of its defense. The Aggies rank second among all FCS teams in total defense at 253.0 yards per game. North Carolina A&T is seventh in the nation in rush defense (81.2 ypg) and 19th in pass defense (171.8). The Aggies held Bethune-Cookman to five yards rushing and have surrendered just 38 yards on the ground in the last two games. North Carolina A&T has allowed just a field goal in each of their last two contests.

Linebacker **D'Vonte Grant** (fr.) is tops on the team and 15th in the MEAC in tackles at 7.4 per-game. He has 37 total tackles, including 16 solo stops. Linebacker **Brandon Hover** (jr.) is second on the Aggies with 36 tackles.

Along the front line, **Brandon Young** (jr.) leads the way with two sacks, while lineman **Tony Mashburn** (jr.) has a team-high 6.5 tackles-for-loss.

In the secondary, **Justin Ferrell** (sr.) is second in the MEAC in passes defended (1.80 pg). Ferrell has seven pass break-ups and two interceptions this season.

On offense, North Carolina A&T is averaging 333.2 yards-per-game to rank fifth in the MEAC.

Mike Mayhew (sr.) leads the MEAC in rushing at 109.4 yards-per-game (547 rushing yards). Mayhew rushed for 233 yards in the Aggies' 24-3 win over Morgan State on Oct. 1. He's coming off a 117-yard effort in last week's win over Bethune-Cookman. Mayhew is 10th in the league in total offense at 109.4 yards per game.

Quarterback **Lewis Kindle** (so.) is sixth in the MEAC in passing average at 173.8 yards per game (141.2 efficiency rating). For the season, Kindle has completed 58-of-103 passes (56.3%) for 869 yards. He has thrown eight touchdowns and six interceptions.

Wallace Miles (sr.) leads the MEAC in receiving yards at 89.6 per-game.

Miles is fifth in the league in receptions at 5.2 per game (26 rec.).

On special teams, **Larry Raper** (jr.) is fourth in the MEAC in kickoff returns at 22.1 yards per return.

Placekicker Jose **Jose Garcia-Camacho** (fr.) has connected on each of his four field goal attempts and is 12-for-13 on extra point kicks.

NORTH CAROLINA A&T QUICK FACTS

Name of School:	No. Carolina A&T State University
City/Zip:	Greensboro, N.C.
Founded:	1891
Enrollment:	10,800
Nickname:	Aggies
School Colors:	Blue & Gold
Stadium:	Aggies Stadium
Capacity:	21,500
Surface:	Natural Grass
Affiliation:	NCAA Division I FCS
Conference:	MEAC
President:	Dr. Harold L. Martin
Athletic Director:	Earl Hilton III
Athletic Website:	www.NCATAggies.com

2010 Record:	1-10
MEAC Record/Finish	1-7/Eighth

HISTORY

1st Year of Football:	1924
All-Time Record:	559-279-23
Last post-season appearance:	2003 (Lost to Wofford 31-10 (1st rd.))

HEAD COACH:	Rod Broadway
Alma Mater:	North Carolina, '77
Record at School:	3-2/First year
Career Record:	70-25 /Ninth year
Broadway vs. DSU:	2-0

Basic Offense:	Spread
Basic Defense:	4-3

HORNET MEDIA AVAILABILITY

Schedule subject to change. Please contact Dennis Jones (302-857-6068) for any changes.

Monday (Oct. 10)

Practice—3:30 a.m.

Coach Blount and players available before & after practice

Tuesday (Oct. 11)

MEAC Weekly Teleconference (10:00 a.m.—12:00 p.m.); Coach Blount on call at 10:43 a.m.

Practice—3:30 p.m. (Alumni Stadium)
Coach Blount and players available after practice

Game notes available on www.DSUHornets.com

Wednesday (Oct. 12)

Practice—3:30 p.m.
Coach Blount and players available after practice

Thursday (Oct. 13)

Practice—3:30 p.m.
Coach Blount and players available after practice

Friday (Oct. 14)

Travel to Greensboro, N.C.

Saturday (Oct. 15)

Hornets vs. Aggies — 1:30 p.m.
Aggie Stadium— Greensboro, N.C.

MEAC WEEKLY TELECONFERENCE

The MEAC holds a weekly conference call featuring league head football coaches each Tuesday during the season. The schedule is as follows:

10:00 a.m.	MEAC Notes
10:03 a.m.	Donald Hill-Eley (Morgan St.)
10:13 a.m.	Rod Broadway (NCA&T)
10:23 a.m.	Henry Frazier (NC Central)
10:33 a.m.	Gary Harrell (Howard)
10:43 a.m.	Kermit Blount (DSU)
10:53 a.m.	Buddy Pough (SC State)
11:03 a.m.	Donovan Rose (Hampton)
11:13 a.m.	Pete Adrian (Norfolk St.)
11:23 a.m.	Brian Jenkins (Beth-Cookman)
11:33 a.m.	Joe Taylor (Florida A&M)
11:43 a.m.	Steve Davenport (Savannah St.)

Contact Patricia Porter, MEAC Media Relations (757-951-2055), or Dennis Jones, DSU Athletic Media (302-857-6068) for teleconference conference. Information.

WILSON PROVIDES SPARK FOR HORNETS IN RETURN



Delaware State wide receiver **Justin Wilson** (jr.; Windsor, Conn.), the 2011 MEAC Preseason Offensive Player-of-the-Year, provided a spark to the Hornet offense in his return to action after a three-week absence due to injury. Wilson had a career-high 10 receptions for 118 yards and a touchdown in last week's 38-21 loss to Norfolk State. DSU passed for a season-high 339 yards in the contest. In the three games Wilson missed, the Hornets scored just seven points and passed for 316 yards.

Counting the final four games of the 2010 season, Wilson has 55 receptions for 829 yards and 11 touchdowns in his last seven games.

A 2010 All-MEAC First Team selection, Wilson was the first player to lead the league in receptions (59), receiving yards (937) and TD catches (11) in a season. In addition, he set a Delaware State University

record with 59 catches last year. His 937 receiving yards last season ranks third in team history.

Justin Wilson's 2011 Game-by-Game

Opp	Rec.	Yds	TDs	Lg
VMI	6	110	2	47
Shaw	6	32	1	8
Delaware	DNP			
SC State	DNP			
Florida A&M	DNP			
Norfolk State	10	118	1	32
Totals	22	260	4	47

Wilson's record-setting 2010 season game-by-game

Southern	1	38	1	38
Florida A&M	4	46	0	22
Coastal Carolina	4	38	0	16
Hampton	6	66	1	23
Bethune-Cookman	4	47	0	16
NCA&T	3	77	2	30
Morgan State	4	56	0	26
SC State	9	131	1	28
NC Central	8	129	0	32
Norfolk State	7	92	2	25
Howard	9	217	4	44
Totals	59	937	11	44

DELAWARE STATE UNIVERSITY CAREER RECEIVING YARDS LEADERS

	YDs	Player		Yrs.
1.	3,007	Shaheer McBride	201 rec.	2004-07
2.	2,491	Albert Horsey	160	1996-00
3.	2,426	John Taylor	100	1982-85
4.	1,958	Tommie Mims	122	1997-00
5.	1,825	David Jones	101	1988-90
6.	1,700	Thomas Bolden	126	2001-04
7.	1,622	Darnerian McCants	83	1997-00
8.	1,489	Damon Daniels	73	1995-96
9.	1,441	DeCasto Brown	97	1975-77
10.	1,380	Phil Anderson	86	1991-94
-	1,337	Darius Jackson	125	2008-present
-	1,297	Justin Wilson	90	2009-present.

DELAWARE STATE UNIVERSITY CAREER RECEPTIONS LEADERS

1.	201	Shaheer McBride	3,007 yds	2004-07
2.	160	Albert Horsey	2,491	1997-00
3.	126	Thomas Bolden	1,700	2001-04
4	125	Darius Jackson	1,337	2008-present
5.	122	Tommie Mims	1,958	1997-00
6.	101	David Jones	1,825	1988-90
7.	100	John Taylor	2,426	1982-85
-	90	Justin Wilson	1,297	2009-pres.

THE 2011 HORNETS ARE ...

1-1	at home
1-3	in road games
0-0	in neutral site games
1-2	in day games
1-2	in night games
0-3	in MEAC games
2-1	in non-conference games
1-1	on natural grass
1-3	on artificial surfaces
0-2	vs. Top 25 FCS teams
1-2	vs. unranked FCS teams
1-0	when scoring first
1-4	when opponent scores first
2-0	in games decided by seven points or less
0-3	in games decided by 10 or more points
0-3	in games decided by 20 or more points
0-0	when leading after the first qtr.
2-4	when trailing after the first qtr.
0-0	when tied after the first qtr.
0-0	when leading at halftime
1-4	when trailing at the half
1-0	when tied at the half
1-0	when leading after three qtrs.
1-4	when trailing after three qtrs.
0-0	when tied after three qtrs.
2-0	when gaining more total yards
0-4	when opponent gains more yards
1-0	when gaining more rushing yards
1-4	when opponent has more rush yards
2-1	when gaining more passing yards
0-3	when opponent has more pass yards
1-4	when committing more turnovers
1-0	when opponent has more turnovers
1-0	when posting more first downs
1-4	when opponent has more first downs
1-0	when committing more penalties
1-4	when opponent has more penalties
0-0	when penalties are even
0-0	with more possession time
2-4	when opponent has the ball longer

HORNET RADIO NETWORK

Delaware State football games can be heard through out The First State on the Hornet Radio Network, anchored by 1290 The Ticket (WWTX) - the state's only all-sports station. The games are also broadcast on 1410 WDOV. Scott Klatzkin is the play-by-play announcer for the Hornet Sports Network. Below is a game-by-game listing:

Date	Stations
Sep. 3 at VMI	1290 WWTX/1410 WDOV
Sep. 10 vs. Shaw	1290 WWTX/1410 WDOV
Sep. 17 at Delaware	1290 WWTX/1410 WDOV
Sep. 24 at SC State	1290 WWTX/1410 WDOV
Oct. 1 at FAMU	1290 WWTX/1410 WDOV
Oct. 8 vs. Norfolk St.	1290 WWTX/1410 WDOV
Oct. 15 at NCA&T	1290 WWTX/1410 WDOV
Oct. 29 vs. Morgan St.	1290 WWTX
Nov. 5 vs. NCCU	1290 WWTX
Nov. 12 at Hampton	1290 WWTX/1410 WDOV
Nov. 20 vs. Howard	1290 WWTX/1410 WDOV

The Hornet Radio Network pregame show begins 30 minutes prior to kickoff and will feature an in-depth look at the game.



ELKO SHINES IN LOSS TO SPARTANS



Delaware State quarterback **Nick Elko** (r-jr.; 6-3/210) returned to his early season form in last week's loss to Norfolk State. Elko completed 30-of-48 passes for 339 yards, each a career-high, in the contest. He also tied his career-high with three touchdown passes. Through six games, Elko has completed 120-of-215 passes (55.8%) for 1,125 yards. He has thrown 10 touchdowns and 12 interceptions for a 103.9 efficiency rating. His 12 interceptions have come in the last five games. He ranks fourth in the MEAC in passing average (186.5 ypg) and seventh in total offense (174.3).

Elko also threw three touchdown passes in DSU wins over VMI (Sep. 3) and Shaw (Sep. 10).

He enters this Saturday's contest needing nine yards passing to reach 2,000 and six completions for 200 at Delaware State.

Elko is in his first season as the Hornets' starting quarterback.

Last season, he competed in 10 games off the bench, completing 39-of-68 passes (57.4%) for 540 yards and seven touchdowns. Elko ranked second in the MEAC in passing efficiency (149.2) and was seventh in passing average (54.0 ypg) during the 2010 season. He threw at least one touchdown pass in six games.

He also showed his versatility by serving as the Hornets' punter in the last six games in 2010, ranking fifth in the MEAC with a 36.8 yard average.

As a redshirt freshman, Elko made his first career start before some 106,000 fans at Michigan. Elko completed 18-of-34 passes for 151 yards in that contest.

Elko signed with the Hornets in 2008 after a celebrated career at Arundel (Md.) High School. He set Maryland single-season records for touchdown passes (43), passing yards (3,091), completions (260) and pass attempts (431) as a senior in 2007.

Nick Elko's career passing statistics

Passing G	A-C-I	Yds	Pct	TD	Long	Avg	Effic	
2008	Did not compete (freshman redshirt)							
2009	5	69-35-3	326	50.7	0	42	65.2	81.7
2010	10	68-39-3	540	57.4	7	60	54.0	149.2
2011	6	215-120-12	1125	55.8	10	47	186.5	103.9
Total	21	352-194-18	1991	54.6	17	60	94.8	108.3

RUN GAME GROUNDED

Delaware State's offensive woes are punctuated by its lack of production on the ground this season. The Hornets are last in the MEAC and No. 118 (out of 120) among all FCS schools in rushing offense at 41.7 yards per game. As a result, DSU is ranked 119th in total offense (228.5 ypg) and 116th in scoring offense (13.8 ppg) this year. The Hornets have rushed for less than 60 yards in five of their six games this season. DSU's lone 100-plus yard game this season was at VMI (114) in the season opener on Sep. 3. Since the 2010 season, DSU has rushed for less than 100 yards in nine of its last 11 games. The Hornets are averaging 1.6 yards per carry, and has just one rushing touchdown this season. In addition, DSU has just 19 rushing first downs in hits six games this year. By contrast, Hornet opponents have 58 rushing first downs this year.

JONES SLOWLY MOVES UP DSU RUSHING CHARTS



Jaashawn Jones (6-1/220; Asbury Park, N.J.) has been slowed considerably in his rise up the Hornets' all-time rushing yardage list. Jones has been held to 66 yards on 35 carries in the last four games. He's averaging just 33.3 yards per game this season (200 total) this season. Jones averaged 79.0 as a sophomore and 65.8 during his junior season. He's also averaging just 2.9 yards per-carry this season after averaging 4.2 prior to this year. Jones has led the Hornets in rushing in each of the last two seasons. Jones was selected to the 2011 Preseason All-MEAC First Team. He now has 1,587 career rushing yards, moving him to within 413 of becoming the ninth player in team history with at least

2,000 yards.

Jaashawn Jones career rushing yards

	G	No.	Yds	Avg.	Td	Lg	Avg/g
2008	6	18	31	1.7	3	6	5.1
2009	8	151	632	4.2	5	34	79.0
2010	11	161	724	4.5	4	48	65.8
2011	6	69	200	2.9	1	20	33.3
Totals	31	399	1587	4.0	13	48	54.3

DELAWARE STATE UNIVERSITY CAREER RUSHING LEADERS

1.	3,517	Terrance Hoover	556 att.	1984-87
2.	3,282	Reggie Barnes	548	1985-88
3.	3,213	Gene Lake	480	1982-84
4.	2,951	Mike Murray	591	1988-91
5.	2,654	Steve Davis	-	1967-70
6.	2,401	Phil Anderson	423	1991-94
7.	2,385	Fabian Thorne	445	1994-95
8.	2,283	Grayland King	419	1997-00
9.	1,808	Johnny Rowe	411	1979-82
10.	1,769	Maurice Foster	364	1998-01
-	1,587	Jaashawn Jones	380	2008-

JACKSON TIES RECEIVING MARK ... AGAIN



For the second time this season, and third time in his career, DSU wide receiver **Darius Jackson** (sr.; 5-10/185) has tied the team record for receptions in a game. Jackson had 11 receptions for 124 yards and two touchdowns in last week's loss to Norfolk State. He also had 11 catches for a career-high 127 yards and two touchdowns, in Delaware State's 31-27 win over Shaw on Sep. 10. Jackson also had 11 catches in a 2009 contest against Howard. He surpassed Tommie Mims for fourth place on the Hornets' all-time list with 125 catches. Jackson is also 11th in team history with 1,337 receiving yards. He's 44 yards shy of moving into 10th on the Hornets' all-time list yardage list. This season, he has team-highs of 28 catches for 296 yards and four touchdowns. Jackson is tied for second in the MEAC in receptions (5.2 pg) and is 10th in receiving yards (59.2 pg).

Darius Jackson receiving stats at DSU

	GP	Rec	Yds	TD	Lg	Rec/g	Avg/c	Yd/g
2008	11	18	300	1	42	1.6	16.7	27.3
2009	10	41	476	0	29	4.4	11.6	47.6
2010	11	38	405	3	47	3.5	10.7	36.8
2011	5	28	296	4	34	5.6	10.6	59.2
Totals	37	125	1337	8	47	3.7	11.0	35.7

DELAWARE STATE UNIVERSITY CAREER RECEPTIONS LEADERS

1.	201	Shaheer McBride	3,007 yds	2004-07
2.	160	Albert Horsey	2,491	1997-00
3.	126	Thomas Bolden	1,700	2001-04
4.	125	Darius Jackson	1,337	2008-
5.	122	Tommie Mims	1,958	1997-00

DELAWARE STATE UNIVERSITY CAREER RECEIVING YARDS LEADERS

1.	3,007	Shaheer McBride	201 rec.	2004-07
2.	2,491	Albert Horsey	160	1996-00
3.	2,426	John Taylor	100	1982-85
10.	1,380	Phil Anderson	86	1991-94
11.	1,337	Darius Jackson	125	2008-

HORNETS IN MEAC

Delaware State, a charter member of the Mid-Eastern Athletic Conference (MEAC), is in its 41st season of league play. The Hornets have an all-time record of 118-137-1 in MEAC contests. Delaware State has won or shared six MEAC championships. The Hornets claimed outright MEAC titles in 1985, 1989 and 2007, while sharing the crown in 1987, 1988 and 1991. Since winning the MEAC title in 2007, Delaware State is 10-17 in league contests, including a 5-9 mark on the road. Last season, Delaware State was 2-6 in the MEAC, eighth in the final league standings.

CAPTAINS UP FOR GRABS

Rather than select captains for the season, the Delaware State coaching staff plans to appoint captains for each game this year. "We will name captains for each contest, based on game and practice performance, attitude, classroom and off-the-field activities," said first-year head coach **Kermit Blount**. "This has been my philosophy since I became a head coach."

IMPRESSIVE FRESHMAN

The injury to Justin Wilson forced the Hornets to activate freshman wideout **Milton Williams** (fr.; 6-3/195/ Upper Marlboro, Md.) in the third game of the season. Williams is fourth on the Hornets with 12 catches for 93 yards (long 23) and a touchdown in four games. He had three receptions for a team-high 44 yards in his debut against Delaware on Sep. 17. Williams had a 23-yard grab in the Delaware contest, DSU's longest play from scrimmage in the game. He led the Hornets with five catches (27 yards) in the Sep. 24 loss to South Carolina State and scored the Hornets' lone touchdowns in the 34-7 loss to Florida A&M on October 1.

MR. "ALL PURPOSE"



Delaware State wide receiver/kick returner **Travis Tarpley** (r-jr.; 5-7/175) is filling up the stat sheet for the Hornets this season. Through six games, Tarpley is second on the team lead with 25 receptions for 127 yards and a touchdown (8.5 ypc). He also has 21 kickoff returns for 406 yards (19.3 ypr), five punt returns for 46 yards (9.2 ypr), six rushing attempts and two two-point

receptions. He is fourth in the MEAC in all-purpose yards (117.8 ypg) and ninth in kickoff returns (19.3 ypr). Tarpley had a season-high 174 all-purpose yards in the opener against VMI.

"O-LINE" SACKED BY INJURIES

Delaware State lack of production in the running game this season is due in part to injuries along the offensive line. Starters **Marcus Ponder** (C), **Nail Muradymov** (T), **Tywan Lee** (G) and **Thomas Threadgill** (G) have each missed time due to injuries this year. Ponder and Lee have missed multiple games. Tackle **Keith Newell** is the only offensive lineman to start each game this season.

BIG PLAYS—20-OR-MORE YARDS

DELAWARE STATE

No.	Opponent	Player(s)	Play	Down/Distance	Yds
1	VMI	Travis Tarpley	KOR	-	20
2	VMI	Elko to Brewton	Pass	3rd & 8	25
3	VMI	Travis Tarpley	KOR	-	35
4	VMI	Elko to Wilson	Pass	3rd & 7	28
5	VMI	Jaashawn Jones	Rush	2nd & 7	20
6	VMI	Elko to Wilson	Pass	2nd & 7	47
7	VMI	Elko to Tarpley	Pass	3rd & 7	37
8	Shaw	Travis Tarpley	KOR		43
9	Shaw	Elko to Jackson	Pass	1st & 10	34
10	Shaw	Elko to Brewton	Pass	1st & 10	21
11	Shaw	Travis Tarpley	PR		24
12	UD	Travis Tarpley	KOR		35
13	UD	Travis Tarpley	KOR		27
14	UD	Elko to M. Williams	Pass	1st & 10	23
15	UD	Travis Tarpley	KOR		20
16	FAMU	Darius Jackson	KOR		24
17	FAMU	Travis Tarpley	KOR		38
18	FAMU	Jermond Colston	INT		24
19	NSU	Travis Tarpley	KOR		23
20	NSU	Elko to D. Jackson	Pass	3rd & 8	34
21	NSU	Elko to J. Wilson	Pass	1st & 10	32
22	NSU	Elko to Tarpley	Pass	1st & 10	35

DSU's 20-Yard Plus Players

	No.	TD	Run	Pass	KR	PR	IR	FR
Jaashawn Jones	1		1					
Justin Wilson	2	1		3				
Justin Brewton	1			1				
Travis Tarpley	8			2	8			
Darius Jackson				2				
Justin Brewton	1			1				
Milton Williams	1			1				

CHANGE AT THE TOP

Kermit Blount, in his first season with the Hornets, is the 17th head coach in the history of the DSU football program, and the sixth since 1981. DSU is one of 17 FCS schools to make coaching changes this season, including five in the Mid-Eastern Athletic Conference.

Hornets All-Time Coaching Records

	Tenure	Record	First Game
Edward Jackson	1933-45; 1953-55	47-26-2	L 18-26 (Bowie St.)
Thomas Conrad	1946-49	15-16-1	W 19-9 (Howard)
Robert White	1950-51	4-14-1	L 0-13 (NC Central)
Willard S. Jones	1952	1-7	L 0-25 (Howard)
Bennie J. George	1956-59	17-15-1	W 12-7 (Maryland St.)
Preston Mitchell	1960	4-4	L 12-14 (Kings-Pa.)
Roy D. Moore	1961-64	15-20-1	W 20-0 (Howard)
U.S. Washington	1965-66	7-10	W 26-13 (Mansfield)
Arnold Jeter	1967-74	25-48-1	L 0-16 (Indiana-Pa.)
Edmond Wyche	1975-78	18-23-1	W 17-7 (Eliz. City St.)
Charles Henderson	1979-80	6-14-1	L 6-52 (SC State)
Joe Purzycki	1981-84	21-21-1	L 12-13 (Virginia St.)
Bill Collick	1985-96	81-48	W 35-0 (Morgan St.)
John McKenzie	1997-99	7-26	W 50-18 (Cheyney)
Ben Blacknall	2000-2003	16-24	L 21-49 (Florida A&M)
Al Lavan	2004-10	41-36	L 0-51 (Massachusetts)
Kermit Blount	2011-	2-4	W 24-21 (at VMI)

SPICER TO MISS REST OF SEASON

Delaware State's defense has suffered a blow with the loss of LB/DB **Matt Spicer**, who is expected to miss the remainder of the season with a knee injury. Spicer went down in DSU's loss at South Carolina State on Sep. 24. Spicer was fifth on the team with 18 tackles (15 solo) when he went down. He's also credited with one sack, an interception and two pass break ups this year. **Calvin Miner** has replaced Spicer in the starting line-up.

SENIOR LINEBACKERS LEAD DEFENSE

Delaware State linebackers **Brandon Harvey** (sr.) and **Quentin Ferguson** (sr.) have been the Hornets most consistent defenders this season. The duo is tied for 13th in the MEAC in tackles at 7.5 per-game. Harvey also leads the Hornets with 37 solo tackles and six tackles-for-loss (-22). He's also credited with a sack, an interception, two forced fumbles and a QB hurry. Ferguson is second on the team with 30 unassisted hits. He has 3.5 backfield stops, a sack and a fumble recovery.

HOLD THOSE FLAGS

Despite season-highs of nine penalties for 101 yards in last week's loss to Norfolk State, Delaware State remains the MEAC's least penalized team. The are tops in the league in fewest penalties (38) and penalty yards (55.0 pg) this season. Last season, Delaware State was No. 1 in the MEAC for fewest penalties. The Hornets were flagged a total of 73 times (6.6 pg) for 551 yards, averaging a league-low 50.1 penalty yards per game.

IN THE RED

After one "red zone" chance in the previous three games, Delaware State was 3-for-4 in the red zone last week. The Hornets scored three touchdowns in four trips inside the Norfolk State 20-yard line last week, their most red zone appearances since the week two win over Shaw on Sep. 10. For the season, DSU is 12-for-15 in the red zone (80%), recording 10 touchdowns and two field goals. The Delaware State defense has allowed 22 touchdowns and five field goals in 34 "red zone" chances this season (79.4%).

FOUR HORNETS ON HBCU BOWL

WATCH LIST

Four Delaware State seniors are included on the Watch List for the 2011 HBCU Bowl All-Star Game. **Jaashawn Jones** (RB), **Brandon Harvey** (LB), **Darius Jackson** (WR) and **Keith Newell** (OL) are listed among the players under consideration for the Dec. 18, 2011 contest at the Georgia Dome in Atlanta, Ga. The HBCU Bowl showcases the top seniors from the nation's historically Black colleges and universities.

STINGERS

Last week, **Darius Jackson** and **Justin Wilson** became the first Delaware State players with 100-plus receiving yards in a game since Jackson (123) and Larrone Moore (101) accomplished the feat against Howard in 2009 ... Nick Elko's 339 passing yards last week tied for the fourth-best single game mark in team history ... Delaware State is idle next week (Oct. 22), then return home to face Morgan State in the annual homecoming contest on Oct. 29 (1:00 p.m.).

NATIONAL POLLS

The Sports Network/Fathead.com FCS Top-25

Team (First-place votes) Record

1. Georgia Southern Eagles (132)	5-0	4,090	1
2. Northern Iowa Panthers (24)	4-1	3,957	2
3. Montana State Bobcats (2)	5-1	3,679	3
4. North Dakota State Bison (6)	5-0	3,661	4
5. Wofford Terriers (2)	4-1	3,502	5
6. New Hampshire Wildcats	4-1	3,331	6
7. Appalachian State	3-2	2,954	8
8. Lehigh Mountain Hawks	5-1	2,728	10
9. Delaware Blue Hens	4-2	2,633	13
10. Sam Houston State Bearkats	5-0	2,628	11
11. Jacksonville State	4-1	2,393	12
12. Maine Black Bears	4-1	2,214	19
13. James Madison Dukes	4-2	2,203	7
14. Montana Grizzlies	4-2	1,978	16
15. South Dakota Coyotes	4-2	1,666	18
16. William & Mary Tribe	3-3	1,361	9
17. Towson Tigers	4-1	1,353	25
18. Old Dominion Monarchs	5-1	1,316	21
19. Tennessee Tech	4-1	898	23
20. Richmond Spiders	3-3	757	14
21. Indiana State Sycamores	4-2	726	17
22. McNeese State Cowboys	3-2	702	15
23. North Dakota Fighting Sioux	4-2	460	NR
24. Alabama State Hornets	5-1	445	NR
25. Jackson State Tigers	5-1	306	NR

Others receiving votes: Norfolk State 290, Southern Illinois 243, Chattanooga 211, Coastal Carolina 182, Massachusetts 160, Southern Utah 132, Sacramento State 128, Texas State 121, San Diego 65, Portland State 62, Liberty 61, Samford 44, Elon 44, Harvard 34, Central Arkansas 33, Yale 32, South Carolina State 31, Hampton 19, Furman 19, South Dakota State 17, Eastern Washington 13, Weber State 12, UT Martin 11, Cal Poly 8, Stony Brook 8, Albany 8, Western Illinois 6, Brown 5, Drake 3, Penn 3, Eastern Kentucky 1, North Carolina A&T 1, UC Davis 1, Jacksonville 1.

Heritage Sports Radio Network Black College Football FCS Poll

Team (First-place votes)	Record	Pts	Last wk
1. Alabama State (22)	5-1	220	1
2. Norfolk State	5-1	197	2
3. Jackson St.	5-1	177	3
4. S.C State	3-3	150	4
5. Hampton	3-2	133	6
6. Alabama A&M	4-2	105	8
7. Prairie View	4-2	80	9
8. N.C. A&T	3-2	66	NR
9. Howard	3-3	34	NR
10. Florida A&M	3-3	23	7

Others Receiving votes in order of points: Bethune Cookman (2-3) 16, Texas Southern (2-3) 2, Morgan St. (3-3) 1, Arkansas Pine Bluff (3-3) 1

Sheridan Broadcast Network HBCU Poll

Team (First-place votes)	Record	Pts	Last wk
1. Alabama State Hornets (20)	5-1	267	1
2. Norfolk State Spartans (9)	5-1	239	3
3. South Carolina State Bulldogs	3-3	182	5
4. Jackson State Tigers	5-1	149	7
5. Winston-Salem State Rams (1)	6-0	127	6
6. Hampton Pirates	3-2	102	9
7. Morehouse Maroon Tigers	5-1	78	10
8. Bethune-Cookman Wildcats	2-3	53	2
9. Albany State Golden Rams	3-2	47	4
10. Alabama A&M Bulldogs	3-2	42	NR

Others receiving votes (in order of points): Prairie View 37, Stillman 31, North Carolina A&T 25, Florida A&M 14, Elizabeth City State 11.

HORNETS EIGHTH IN MEAC PRESEASON POLL

Delaware State has been picked to finish eighth in the 2011 Mid-Eastern Athletic Conference football race, according to a poll of league head coaches and sports information representatives. The Hornets received 158 total votes in the poll. South Carolina State, which has won or shared the league championship the last three years, has been picked to finish first in the 2011 race. The Bulldogs received 468 total votes and six of 22 first place votes. Bethune-Cookman is a close second in the poll. The Wildcats had the most first place votes, but fell 14 votes shy of SC State (468-454) in the total count. Florida A&M is third in the poll with 420 total votes. The Rattlers collected five first place votes. South Carolina State, Bethune-Cookman and Florida A&M shared the MEAC title with 7-1 league records in 2010. Bethune-Cookman earned the MEAC's automatic bid to the 2010 FCS playoffs on as tie-breaker, while South Carolina State was selected as an at-large entry to the tournament. Delaware State was 2-6 in the MEAC (3-8 overall) during the 2010 season. The Hornets have won or shared six MEAC championships since joining the league in its first year (1971). DSU won outright titles in 1985, '89 and '91, and shared the crown in 1987, '88 and '91.



2011 MEAC PREDICTED ORDER OF FINISH (first place votes in parenthesis)

South Carolina State (6)	468
Bethune-Cookman (8)	454
Florida A&M (5)	420
Hampton (1)	321
Norfolk State (1)	274
Morgan State	250
North Carolina Central	162
Delaware State	158
North Carolina A&T	128
Howard	96
Savannah State (1)	63

BLOUNT COMBINES OLD & NEW ON COACHING STAFF

New Delaware State head coach **Kermit Blount** has mixed some new blood with a few familiar faces for his coaching staff. New coordinators **Arrington Jones** (offense) and **Mike Ketchum** (defense) worked with Blount during his tenure as head coach at Winston-Salem State. Jones, a former member of the NFL's San Francisco 49ers, also served as head coach at Virginia Union University. Ketchum was a head coach at his alma mater, Guilford University.

Blount also added newcomers **Tory Woodbury** (running back), **Bryant Foster** (cornerbacks) and **William King** (safeties) to the staff.

Woodbury was a star quarterback at Winston-Salem State before playing in the NFL for the New York Jets, New Orleans Saints and Buffalo Bills. Foster was a standout defensive back at his alma mater Garner-Webb before serving as an assistant there. King was a Division I-AA All-America linebacker at Marshall University before holding assistant coaching jobs at Concord University (W.V.) and West Virginia State.

Blount also returned familiar faces **Curtis Thomas** (wide receivers/special teams), **Nick Calcutta** (offensive line) and **Jeff Braxton** (defensive line) to his staff.

Thomas, a former star receiver for the Hornets, is in his 12th year on the staff. He has served each of the last three DSU head coaches.

Calcutta, who worked with Kermit Blount at Winston-Salem State, is in his third year at Delaware State.

Braxton is in his third stint at Delaware State. He returned to the Hornets this season after serving the last three years as head coach at Cheyney University (Pa.).

MID-EASTERN ATHLETIC CONFERENCE

2011 Standings

	MEAC	Overall
Norfolk State	3-0	5-1
North Carolina A&T	2-0	3-2
South Carolina State	3-1	3-3
Morgan State	2-1	3-3
Hampton	1-1	3-2
Howard	2-2	3-3
Florida A&M	1-2	3-3
Bethune-Cookman	1-2	2-3
Savannah State	1-2	1-5
North Carolina Central	0-2	1-4
Delaware State	0-3	2-4

Final 2010 Standings

	MEAC	Overall
Bethune-Cookman	7-1	10-2
South Carolina State	7-1	9-3
Florida A&M	7-1	8-3
Hampton	5-3	6-5
Norfolk State	4-4	6-5
Morgan State	3-5	4-7
Delaware State	2-6	3-8
No. Carolina A&T	1-7	1-10
Howard	0-8	1-10

This Week in the MEAC

Sat., Oct. 15

Delaware St. at No. Carolina A&T	1:30 p.m.
Hampton at Norfolk State	1:00 p.m.
Morgan State at NC Central	4:00 p.m.
Florida A&M at Savannah State	7:00 p.m.
Howard at Georgetown	1:00 p.m.
Georgia State at So. Carolina State	1:30 p.m.
Ft. Valley St. at Bethune-Cookman	4:00 p.m.

Last Week's Results

Norfolk State	38	Delaware State	21
Howard	29	Florida A&M	28
Morgan State	44	Savannah St.	17
SC State	49	NC Central	38
NCA&T	22	Beth-Cookman	3
Hampton	28	Princeton	23

MEAC Players of the Week

Offense—QB **Chris Walley** (Norfolk State) & RB **Asheton Jordan** (SC State)

Defense—DL **Tony Mashburn** (NCA&T)

Rookie—QB **Seth Higgins** (Morgan State)

Offensive Lineman—**Samuel Hammond** (SC State)

Special Teams—PK **Jose Garcia-Camacho** (NCA&T)

MEAC Preseason Offensive Player-of-the-Year: Justin Wilson (DSU)
MEAC Preseason Defensive Player-of-the-Year: Ryan Lewis (BCU)

2011 Preseason All-MEAC First Team

Offense

QB	Chris Walley	Norfolk State
RB	Mike Mayhew	NCA&T
RB	Antwon Chisholm	Hampton
RB	Jaashawn Jones	Delaware State
TE	Antuanne Kerr	South Carolina State
WR	Willie Carter	Howard
WR	Justin Wilson	Delaware State
OL	Alex Monroe	Bethune-Cookman
OL	Julvahr Nathan	So. Carolina State
OL	Kendall Noble	Norfolk State
OL	Lawrence Brewer	Morgan State
OL	Robert Hartley	Florida A&M
C	Natiel Curry	Bethune-Cookman

Defense

DL	Ryan Davis	Bethune-Cookman
DL	Sackie Kerkulah	Howard
DL	Josh Turner	Norfolk State
DL	Pat Washington	So. Carolina State
LB	Ryan Lewis	Bethune-Cookman
LB	Keith Pough	Howard
LB	Reginald Sandilands	Bethune-Cookman
DB	Michael Williams	Bethune-Cookman
DB	Micah Pellerin	Hampton
DB	D'Vonte Graham	NCA&T
DB	Dominique Ellis	South Carolina State
P	Brandon Holdren	Florida A&M
PK	Blake Erickson	South Carolina State
Ret.	Justin Ferrell	NCA&T

DELAWARE STATE PRESEASON ALL-MEAC SECOND TEAM

TE Ryan Langdon



DELAWARE STATE HEAD COACH KERMIT BLOUNT



Delaware State University President Harry L. Williams announced Kermit Blount as the new head coach of the Hornets on Feb. 4, 2011.

Blount brings 27 years of collegiate coaching experience to Delaware State University - including 16 as the head football coach for Winston-Salem State University in North Carolina.

It didn't take long for Blount to earn the respect of the Hornet players and the Delaware State University family. He quickly became an ambassador for the university and the football pro-

gram throughout the region, in addition to establishing new academic, training, practice and accountability policies for the team. Along the way, he found time to attract a top-notch staff of assistant coaches and support personnel to DSU.

Despite just a few weeks to prepare, Blount also directed the Hornets to a successful 2011 spring camp, during which time, new offensive and defensive formations were installed.

DSU President Williams said Coach Blount's record speaks for itself.

"Coach Blount has proven he knows how to guide student-athletes to championship-level seasons as well as accomplish high standards of academic success," Dr. Williams said. "The Search Committee is to be commended for its diligence in reviewing the candidates, in engaging in earnest deliberations and arriving at its recommendation."

Delaware State University Director of athletics Derek Carter says Blount brings a wealth of experience to the Hornet football program.

"Kermit Blount stood out among the many outstanding candidates for the position because of his broad experience, proven leadership and vision for Delaware State University football," Carter said. "His record of leading young men to success on the field and in the classroom makes him an ideal fit for the university and the football program."

Blount expressed his appreciation for the opportunity to lead the Delaware State University football program during his remarks.

"First of all, I want to thank President Williams and the DSU administration, along with the search committee, for the privilege of coaching the Hornets," Blount. "This program has a rich tradition, and the foundation for success is already in place. I'm looking forward to working with the university, our players, supporters and the community to take this team to the next level."

During his tenure at Winston-Salem, Coach Blount had a career record 91-87-3, which included his final 2009 season with the Rams in which he led the team to an 8-2 record. He guided the Rams to two Central Intercollegiate Athletic Association (CIAA) Championships and a total of three CIAA Championship game appearances. He also led Winston-Salem to two Pioneer Bowl appearances, one of which the team emerged as the victor (1999).

Blount is the winningest coach in the history of the Winston-Salem State football program. In fact, he reached the top of the list with a 28-27 come-from-behind win against Delaware State in Dover, Del., in 2008. He has also led the Rams to 25 percent of their conference championships, directing WSSU to two of its eight conference titles as a head coach and to two more conference titles as a quarterback on the team's 1977 and 1978 squads.

Blount was honored as the CIAA Coach of the Year and as the Washington D.C. Pigskin Coach of the Year, as well as the 100% Wrong Club Coach of the Year - each award in both 1999 and 2000.

Throughout his coaching career, Blount has been associated with programs that have experienced phenomenal success. In all, he has been in a leadership role with teams that have won a total of six conference titles at both the NCAA Division I and Division II levels.

Blount began his coaching career in his home state of Virginia at Armstrong Kennedy High School in Richmond as a quarterbacks coach and assistant offensive coordinator. Following two seasons at the high school level Blount moved on to the collegiate ranks in 1983.

In 1983 he became a graduate assistant and assistant quarterbacks coach at East Carolina University where he would begin his collegiate coaching career. Following his stint with the Pirates, Blount joined the staff at Howard University, where he assumed the responsibilities of offensive coordinator from 1984-89 under Bison head coach Willie Jeffries.

Soon after his arrival in the nation's capital, Blount's presence was felt as he directed a potent Bison offense to the 1987 Mid-Eastern Athletic Conference (MEAC) Championship. Following his time at Howard, he spent four more years as part of Jeffries' staff at South Carolina State University (MEAC) in Orangeburg, South Carolina before returning to his alma mater, Winston-Salem State University, as the head football coach in 1993.

During his coaching career, Blount and his coaching staffs have been responsible for recruiting and coaching student-athletes that have earned a total of 106 all-conference selections. In addition, Blount has guided a pair of conference player-of-the-year recipients, one All-America selection and a two-time Academic All-America honoree.



DELAWARE STATE HEAD COACH KERMIT BLOUNT, cont.

His priority on academics resulted in more than 20 percent of Winston-Salem State University football scholarship student-athletes earning above a 3.0 GPA during the 2007-08 academic year and 22 football players have been named to the Mid-Eastern Athletic Conference Commissioner's All-Academic team over the span of the last two seasons.

During Blount's tenure, the Rams' football team GPA was the highest since the data has been tracked by the WSSU Office of Athletic-Academic Support and Blount and his coaching staff have graduated 79 percent of football student-athletes over the most recent five-year reporting period. Blount helped increase the Winston-Salem players' graduation rate from 42% in 1993 to 80% by 2009.

Throughout Blount's career, a number of his players have risen to play professionally in the NFL, CFL and the Arena Football League, including William Hayes, a third round draft pick and starting defensive end for the NFL's Tennessee Titans.

Not only has Blount helped to shape the futures of former student-athletes at WSSU, he has also helped to guide the careers of countless assistant coaches and coordinators. Blount has helped four of his former assistant coaches move on to successful head coaching careers at the collegiate level.

A 1980 graduate of Winston-Salem State University, Blount enjoyed a fruitful playing career as a Ram. As a four-year starter at quarterback at WSSU, Blount guided the Rams to back-to-back CIAA titles in 1977 and 1978 earning all-conference and All-America honors along the way. The 1978 All-American sat atop the WSSU record books for more than 25 years before his 3,330 career passing yards were surpassed in 2004.

A native of Richmond, Va., Blount has a Bachelor of Science in Health and Physical Education from Winston-Salem State University.

Kermit and wife Ava have two grown children, April and Bryan.

KERMIT BLOUNT YEAR-BY-YEAR

1993 WSSU 6-4-1 .545
 1994 WSSU 6-5 .545
 1995 WSSU 4-4-2 .400
 1996 WSSU 4-7 .364
 1997 WSSU 6-4 .600
 1998 WSSU 5-5 .500
 1999 WSSU 8-3* .727
 2000 WSSU 9-3* .750
 2001 WSSU 8-3 .727
 2002 WSSU 4-6 .400
 2003 WSSU 7-3 .700
 2004 WSSU 4-6 .400
 2005 WSSU 6-4 .600
 2006 WSSU 4-7 .364
 2007 WSSU 6-5 .545
 2008 WSSU 3-8 .273
 2009 WSSU 1-10 .091
2011 DSU 2-4 .333

TOTAL 93-91-3 .502

* Denotes CIAA Champions

Blount vs. All-Opponents

Bethune-Cookman	2-2
Bowie State	5-3
Carson-Newman	1-3
Catawba	0-4
Coastal Carolina	0-2
Delaware	0-1
Delaware State	1-2
Elizabeth City State	7-3
Fayetteville State	8-5-1
Florida A&M	1-4
Fort Valley State	2-0
Grambling State	0-2
Hampton	2-3
Howard	2-4
Johnson C. Smith	12-1
Livingstone	9-3-1
Morgan State	1-2
North Carolina A&T	2-9
North Carolina Central	9-7
Norfolk State	1-6-1
Savannah State	2-1
Shaw	1-0
South Carolina State	1-7
Southern Ill.-Carbondale	0-1
St. Augustine's	4-0
Tuskegee	1-3
UC Davis	0-1
Virginia Military Institute	1-0
Virginia State	5-6
Virginia Union	11-4
West Virginia Tech.	1-0
Wofford	1-0

TOTAL 93-91-3

WINNING % (.504)

Bold indicates 2011 opponent

DELAWARE STATE HEAD COACH KERMIT BLOUNT, cont.**KERMIT BLOUNT'S YEAR-BY-YEAR RESULTS****1993 to 2009 at Winston-Salem State****1993 (6-4-1)**

at Elizabeth City	47-6 W
North Carolina A&T	49-21 L
at Howard	31-10 L
at Livingstone	35-20 W
at Fayetteville State	20-17 W
Norfolk State	54-54 T
North Carolina Central	46-28 W
at Bowie State	24-13 L
Johnson C. Smith	23-6 W
at Virginia Union	35-27 W
Virginia State	48-28 W

1994 (6-5)

vs. S. Carolina State	48-27 L
at North Carolina A&T	53-7 L
at Johnson C. Smith	51-25 W
Livingstone	17-12 W
Fayetteville State	39-28 L
at Norfolk State	50-48 L
Bowie State	40-14 W
at North Carolina Central	21-6 W
Wofford	23-10 W
Virginia Union	56-14 W
vs. Virginia State	38-35 L

1995 (4-4-2)

Ft. Valley State	33-6 W
North Carolina A&T	45-21 L
Elizabeth City	21-19 L
at Livingstone	17-17 T
at Fayetteville State	17-17 T
Johnson C. Smith	28-12 W
North Carolina Central	42-19 L
at Bowie State	20-7 L
at Virginia Union	43-0 W
Virginia State	20-14 W

1996 (4-7)

at Ft. Valley State	15-10 W
at North Carolina A&T	31-7 L
at Elizabeth City	14-11 L
at Southern Illinois	48-18 L
Fayetteville State	6-0 W
Livingstone	39-6 L
at North Carolina Central	28-0 L
at Virginia State	17-15 L
at Johnson C. Smith	14-6 L
Virginia Union	21-14 W
Norfolk State	13-7 W

1997 (6-4)

North Carolina A&T	27-7 L
Savannah State	27-24 W
at Virginia Union	13-6 W
at Fayetteville State	18-16 L
at Livingstone	41-7 L
North Carolina Central	30-29 L
Virginia State	21-12 W
Johnson C. Smith	40-7 W
Elizabeth City	48-0 W
at Bowie State	21-0 W

1998 (5-5)

at Catawba	10-7 L
at North Carolina A&T	20-12 L
Virginia Union	21-0 W
Fayetteville State	17-14 W
Livingstone	38-33 L
at North Carolina Central	43-8 W
at Virginia State	41-22 L
at Johnson C. Smith	29-19 W
at Elizabeth City	28-6 W
vs. Grambling State	35-28

1999 CIAA Champs (8-3)

Catawba	17-14 L
North Carolina A&T	20-7 L
at Virginia Union	17-0 W
at Fayetteville State	44-0 W
vs. Livingstone	34-0 W
North Carolina Central	20-7 W
Virginia State	17-14 W
Johnson C. Smith	25-6 W
Elizabeth City State*	21-6 W
vs. Grambling State	25-23 L
vs. Tuskegee\$	23-7 W

* CIAA Championship
\$ Pioneer Bowl

2000 CIAA Champs (9-3)

at South Carolina State	39-28 W
Bowie State	40-6 W
at Hampton	40-6 L
Virginia Union	34-19 W
Fayetteville State	28-14 W
Livingstone	28-7 W
at North Carolina Central	28-19 W
at Virginia State	20-13 L
at Johnson C. Smith	44-12 W
at Elizabeth City State	44-0 W
vs. Virginia Union*	31-28 W
vs. Tuskegee**	12-9 L

* CIAA Championship

** Pioneer Bowl

2001 (8-3)

Carson-Newman	27-16 W
at Tuskegee	30-23 L
at Bowie State	17-14 W
at Virginia Union	24-22 L
at Fayetteville State	14-2 W
at Livingstone	31-0 W
North Carolina Central	14-0 W
Virginia State	44-10 W
Johnson C. Smith	17-0 W
Elizabeth City State	45-6 W
Virginia Union*	31-24 L
CIAA Championship	

2002 (4-6)

at Carson-Newman	47-35 L
Tuskegee	36-15 L
at Bowie State	24-12 W
Virginia Union	18-15 L
Fayetteville State	30-26 L
Livingstone	23-6 W
at North Carolina Central	23-12 W
at Virginia State	12-7 L
at Johnson C. Smith	49-0 W
at Elizabeth City State	15-14 L

2003 (7-3)

Carson-Newman	21-14 L
vs. Ft. Valley State	27-21 W
Virginia State	33-27 W
at West Virginia Tech.	35-33 W
at Virginia Union	29-17 L
at Fayetteville State	22-14 L
at Livingstone	42-23 W
North Carolina Central	47-0 W
Johnson C. Smith	38-0 W
St. Augustine's	54-19 W

DSU ALL-TIME COACHING WINS

Bill Collick (1985-96)	81
Edward Jackson (1933-45; 53-55)	47
Al Lavan (2004 — present)	41
Arnold Jeter (1967-74)	25
Joe Purzycki (1981-84)	21
Edmond Wyche (1975-80)	18
Bennie J. George (1956-59)	17
Ben Blacknall (2000-2003)	16
Thomas Conrad (1946-49)	15
Roy D. Moore (1961-64)	15

DELAWARE STATE HEAD COACH KERMIT BLOUNT, cont.**KERMIT BLOUNT'S YEAR-BY-YEAR RESULTS****2004 (4-6)**

at Carson-Newman	48-32 L
Ft. Valley State	21-19 L
Tusculum	37-20 L
Virginia Union	20-13 W
at Bowie State	7-6 L
Fayetteville State	21-14 L
Livingstone	31-21 W
at North Carolina Central	35-33 L
at Johnson C. Smith	31-20 W
at St. Augustine's	31-13 W

2005 (6-4)

Catawba College	20-10 L
at Howard	20-6 L
at South Carolina State	52-12 L
Elizabeth City State	24-23 W
at Virginia Union	31-0 W
at Fayetteville State	26-24 W
at Livingstone	42-14 W
North Carolina Central	20-17 L
Johnson C. Smith	28-9 W
Saint Augustine's	35-33 W

2006 (4-7)

at Catawba College	21-7 L
at North Carolina A& T	41-14 W
South Carolina State	35-6 L
at Florida A&M	25-21 L
Coastal Carolina	31-12 L
Howard	12-0 W
at Bethune-Cookman	10-6 L
at Savannah State	38-6 W
at #17 Hampton	13-3 L
Saint Augustine's	26-6 W
at Norfolk State	31-14 L

2007 (6-5)

North Carolina A&T	28-7 W
at Coastal Carolina	28-21 L
at Morgan State	19-17 W
at South Carolina State	20-7 L
at Howard	24-21 (ot) L
vs. Florida A&M	27-23 W
at Bethune-Cookman	14-9 W
Hampton	20-19 W
#13 Delaware State	23-20 L
North Carolina Central	35-10 W
Norfolk State	23-20 L

2008 (3-8)

at North Carolina A&T	14-8 L
Savannah State	16-13 L
Morgan State	21-7 L
South Carolina State	43-17 L
Howard	34-10 W
at Florida A&M	23-0 L
Bethune-Cookman	27-6 L
at Hampton	35-30 W
at Delaware State	27-26 W
at North Carolina Central	23-16 L
Norfolk State	17-14 L

2009 (1-10)

North Carolina A&T	19-10 L
Florida A&M	34-10 L
Morgan State*	16-10 L
at South Carolina State	27-10 L
at Howard	7-3 L
at UC Davis	45-14 L
at Bethune-Cookman	16-10 W
Hampton	16-13 L
Delaware State	24-21 L
North Carolina Central	18-10 L
at Norfolk State	28-21 L
*Giants Stadium - E. Rutherford, N.J.	

at Delaware State**2011 (2-0)**

at VMI	24-21 W
SHAW	31-27 W
at Delaware	0-45 L
at SC State	0-69 L
at Florida A&M	7-34 L
NORFOLK STATE	21-38 L

DELAWARE STATE UNIVERSITY 2011 FOOTBALL DEPTH CHART
(as of October 12, 2011)

OFFENSE

X 7 – Justin Wilson (r-Jr., 6-0/190/Windsor, Conn.)
15– Bo Ceravolo (r-Fr., 6-1/185/Venice, Fla.)

LT 78 – Nail Muradymov (r-Jr., 6-7/320/Burtonsville, Md.)
66 – Danzel Manley (So., 6-5/305/Greenbelt, Md.)

LG 76 – Thomas Threadgill (Jr., 6-5/295/Frederick, Md.)
73- Tyler Loomis (Fr., 6-3/280/Felton, Del.)

C 61 – Marcus Ponder (r-Sr., 6-2/325/Hamilton, N.J.)
63 – Brandon Cunningham (Jr., 6-2/270/Lumberton, N.J.)

RG 62 – Tywan Lee (Sr., 6-3/300/Miami, Fla.)
65 – Jadira Green (Jr., 6-4/300/Washington, D.C.)

RT 72 – Keith Newell (So., 6-6/305/Trenton, N.J.)
66 – Danzel Manley (So., 6-5/305/Greenbelt, Md.)

TE 81 – Ryan Langdon (Jr., 6-4/235/Phila., Pa.)
89 – Jahmel Bashir (Jr., 6-3, 250/Phila., Pa.)

WR 1- Darius Jackson (r-Sr., 5-10/170/Quincy, Fla.)
5 – Travis Tarpley (r-Jr., 5-7/175/Danville, Fla.)

WR 11– Milton Williams (Fr.; 6-3/195/Upper Marlboro, Md.)
15- Bo Ceravolo (r-Fr., 6-1/185/Venice, Fla.)

HB 6 – Jaashawn Jones (r-Sr. 6-1/220/Asbury Park, N.J.)
8 – Josh Bailey (Jr., 5-11/195/Richmond, Va.)

QB 12 – Nick Elko (r-Jr. 6-2/210/Odenton, Md.)
13 – Anthony Smith (Fr., 6-3/210/Phila., Pa.)

PK 35 – Mitchell Ward (Fr., 6-1/180/San Ramon, Cal.)
42 – Mario Diaz-Aviles (So.; 5-11/1240/Wash., D.C.)

P 83 – Martin Kano (So., 6-6/225/Cottbus, Germany)
12 – Nick Elko (r-Jr.; 6-2/20/Odenton, Md.)

HLD 1 – Darius Jackson (Sr. , 5-10/170/Quincy, Fla.)
5 – Travis Tarpley (r-Jr., 5-7/175/Danville, Va.)

DEFENSE

RE 52 – Aaron Richardson (Jr., 6-1/240/Wash., D.C.)
95 – Rodney Gunter (Fr., 6-5/300/Haines, Fla.)

NT 97 – Darrell Brown (Sr., 6-2/300/Darby, Pa.)
98 – Jamal Douglass (Fr., 6-1/290/Bartow, Fla.)

LE 91 – Olusegun Ayanbiola (Jr., 6-2/240/Greenbelt, Md.)
93 – George Bansah (Jr., 6-1/265/Woodbridge, Va.)

R 4 – Calvin Miner (r-Jr., 5-11/195/Sanford, Fla)
3 – Josh Alexander (So., 6-3/190/Waldorf, Md.)

P 21 – Joe Boyd (Fr., 6-0/195/Ft. Washington, Md.)
37 – Alan Hart (Fr., 6-1/180/Greensboro, N.C.)

BOB 31 – Quentin Ferguson (r-Sr., 5-11/210/Frederick, Md.)
33– Herman Hinton (r-Jr., 6-2/220/Phila., Pa.)

MIKE 55 – Brandon Harvey (Sr., 6-1/240/Laurel, Md.)
48 – Elbie Williams (Fr., 6-0/230/Clinton, Md.)

TOM 53 – Ernest Adjei (Jr. , 6-0/230/Woodbridge, Va.)
58 – Quintin Fortes (Jr., 6-3/245/Reston, Va.)

LC 10 – Tavis Tabb (r-Sr., 6-2/205/Hampton, Va.)
43 – Anthony Frye (Jr. , 5-11/170/Landover, Md..)

RC 24 – Jermond Colston (So., 5-11/165/Norfolk, Va.)
30 – Rueben Hale (Jr., 5-8/165/Norfolk, Va.)

FS 16 – Matt Scott (Sr., 5-10/185/Harrington, Del.)
40 – Derek Banks r-FJr., 6-0/170/Newport News, Va.)

SPECIALISTS

LS 58 – Quintin Fortes (Jr., 6-3/235/Reston, Va.)
51 – Greg Cannon (So., 5-11/180/Toms River, N.J.)

KR 15 – Travis Tarpley (r-Jr., 5-7/170/Danville, Va.)
1 – Darius Jackson (Sr., 5-10/ 185/Quincy, Fla.)
29 – Malcolm Williams (So.; 5-10/175/Reading, Pa.)

PR 1 – Darius Jackson (Sr.; 5-10/170/Quincy, Fla.)
15 – Travis Tarpley (r-Jr./5-7/175/Danville, Va.)

PRONUNCIATION GUIDE

Ernest Adjei	Ah-jay	Jaashawn Jones	Juh-shawn
Olusegun Ayanbiola	Oo-loo-she-gun l-yan-bee-oo-lah	Tywan Lee	Ty-wahn
George Bansah	Ban-suh	Nail Muradymov	Muh-rah-dih-mahv
Jahmel Bashir	Juh-mel Buh-sheer	James Rosseau	Roo-sow
Kermit Blount	Blunt	Marquese Sanders	Mar-keese
Joseph "Bo" Ceravolo	Sare-ah-vo-lo	Marquis Spann	Mar-kis
Mario Diaz-Aviles	Mar-ee-oo Dee-az– Ah-vee-les		
Quintin Fortes	Forts		
Jadira Green	Juh-dye-ruh		

2011 DELAWARE STATE UNIVERSITY FOOTBALL ROSTER

Numerical

NO	NAME	POS	HT	WT	CL	HOMETOWN/PREVIOUS SCHOOL
1	Darius Jackson	WR	5-10	170	SR	Quincy, Fla. / East Gadsen HS
3	Josh Alexander	FS	6-3	190	SO	Waldorf, Md./Connecticut/Westlake HS
4	Calvin Miner	DB	5-11	195	r-JR	Sanford, Fla. / Lake Mary HS
5	Travis Tarpley	WR	5-7	175	r-JR	Danville, Va. / Geo. Washington HS
6	Jaashawn Jones	RB	6-1	220	r-SR	Asbury Park, N.J. / Asbury Park HS
7	Justin Wilson	WR	6-1	175	r-JR	Windsor, Conn. / Windsor HS
8	Josh Bailey	RB	5-11	195	JR	Richmond, Va./Lackawanna JC
9	Matt Spicer	DB	5-11	195	r-SO	Lanham, Md./ Eleanor Roosevelt HS
10	Tavis Tabb	DB	6-2	195	r-SR	Hampton, Va. / Norcum HS
11	Milton Williams	WR	6-3	195	FR	Upper Marlboro, Md./Frederick Douglas HS
12	Nick Elko	QB	6-2	210	r-JR	Odenton, Md. / Arundel HS
13	Anthony Smith	QB	6-3	210	FR	Phila., Pa./George Washington HS
14	Justin Brewton	TE	6-4	225	r-SO	Fairless Hills, Pa./ Pennsbury HS
15	Joseph "Bo" Ceravolo	WR	6-1	185	r-FR	Venice, Fla./ Venice HS
16	Matt Scott	DB	5-10	185	SR	Harrington, Del. / Lake Forest HS
17	Micah Brown	QB	6-2	215	SR	Quincy, Fla. / East Gadsen HS
18	Marlon Kelly	QB	6-2	195	FR	Miami, Fla./Dr. Krop HS
21	Joe Boyd	DB	6-0	195	FR	Ft. Washington, Md./ Friendly HS
23	Terrick Colston	Ath	6-1	180	FR	Lakeland, Fla./Kathleen HS
24	Jermond Colston	DB	5-11	165	SO	Norfolk, Va./ Booker T. Washington HS
25	Alex Perry	DB	5-11	220	SO	Jacksonville, Fla./First Coast HS
26	Marquis Spann	LB	6-2	215	SR	Paterson, N.J. / John F. Kennedy HS
27	Nick Williams	RB	5-9	170	JR	San Diego, Calif./Monte Vista HS
28	Jamar Beckett	FB	5-9	220	JR	Milton, Del./Sussex Tech HS
29	Malcolm Williams	RB	5-10	175	SO	Reading, Pa./Reading Senior HS
30	Rueben Hale	DB	5-8	165	JR	Norfolk, Va. / Maury HS
31	Quentin Ferguson	DB	5-11	210	r-SR	Frederick, Md. / Frederick HS
32	Dominic Shepard	LB	6-1	205	SO	Hyattsville, Md./ Eleanor Roosevelt HS
33	Herman Hinton	LB	6-2	220	r-JR	Philadelphia, Pa. / West Catholic HS
34	James Rosseau	RB	5-7	215	JR	Philadelphia, Pa./Northeast HS
35	Mitchell Ward	P/PK	6-1	180	FR	San Ramon, Cal./Dougherty HS
36	Cory Scott	DB	6-0	170	FR	Mt. Vernon, N.Y./Mt. Vernon HS
37	Alan Hart	DB	6-1	180	FR	Greensboro, N.C./N. Guilford HS
38	Thomas Best	LB	5-11	200	JR	Washington, D.C./Seneca Valley HS
39	Shawn Billups	DB	5-9	150	SO	Brooklyn, N.Y./Boys & Girls HS
40	Derek Banks	DB	6-0	170	r-FR	Newport News, Va./Warwick HS
41	Jordan Rodriguez	PK	5-9	160	FR	Fontana, Cal./Etiwanda HS
42	Mario Diaz-Aviles	PK	5-11	240	SO	Washington, D.C./Wilson HS
43	Anthony Frye	DB	5-10	170	JR	Landover, Md./Thomas Stone HS
44	Davon Moore	DB	5-11	190	SO	Mt. Vernon, N.Y./Mt. Vernon HS
46	Stephon Pressley	FB	6-0	220	SO	Temple Hills, Md./Crossland HS
47	Troye Cornwall	DB	6-0	200	FR	Mt. Vernon, N.Y./Mt. Vernon HS
48	Elbie Williams	LB	6-0	230	FR	Clinton, Md./DeMatha HS
49	Lamar Shaw	FB	5-9	230	r-FR	Mt. Vernon, N.Y./Mt. Vernon HS
50	Byron Lewis	DL	6-2	235	SO	Virginia Beach, Va./Tallwood HS

Numerical

NO	NAME	POS	HT	WT	CL	HOMETOWN/PREVIOUS SCHOOL
51	Greg Cannon	LS	5-11	180	r-FR	Toms River, N.J./Toms River East
52	Aaron Richardson	LB	6-1	240	JR	Washington D.C. / St. John's HS
53	Ernest Adjei	LB	6-0	230	JR	Woodbridge, Va./Gar-field HS
54	Stewart Carey	LB	6-0	240	FR	Newark, Del/Newark HS
55	Brandon Harvey	LB	6-1	240	SR	Laurel, Md./Hudson Valley CC/Laurel HS
56	Mike Davis	LB	5-11	205	r-FR	Indian Head, Md./Lackey HS
57	Jonathan Mills	OL	6-3	290	r-FR	Ft. Lauderdale, Fla./St. Thomas Aquinas
58	Quintin Fortes	DE	6-3	245	JR	Reston, Va./South Lakes HS
59	Albert Webb	LB	6-0	190	FR	Newport News, Va./Warwick HS
60	Justin Benson-Reid	DL	6-3	260	FR	Greenwood, Del./Cape Henlopen HS
61	Marcus Ponder	OL	6-2	335	r-SR	Hamilton, N.J. / Hamilton West HS
62	Tywan Lee	OL	6-3	330	SR	Miami, Fla./Deane JC/Northwestern HS
63	Brandon Cunningham	OL	6-2	265	SO	Lumberton, N.J./Rancocas Valley HS
65	Jadira Green	DT	6-4	300	SO	Washington, D.C./Oxon Hill HS
66	Danzel Manley	OL	6-5	305	SO	Greenbelt, Md./Eleanor Roosevelt HS
72	Keith Newell	OL	6-6	320	JR	Trenton, N.J./Rutgers
73	Tyler Loomis	OL	6-3	280	FR	Felton, Del./Lake Forest HS
76	Thomas Threadgill	DL	6-5	295	SR	Frederick, Md. / Frederick HS
78	Nail Muradymov	OL	6-7	320	r-JR	Burtonsville, Md. / Paint Branch HS
80	Morris Frasier	WR	6-2	190	FR	Felton, Del/Lake Forest HS
81	Ryan Langdon	TE	6-4	250	JR	Philadelphia, Pa./ Father Judge HS
83	Marko Kano	P	6-6	220	SO	Cottbus, Germany
84	Bruce Ruffin	WR	6-1	190	SO	Philadelphia, Pa./GED
86	Otis Best	WR	5-10	150	FR	Jersey City, N.J./Marist HS
87	Robert King	WR	6-0	175	FR	Randallstown, Md./Lansdowne HS
89	Jahmel Bashir	TE	6-3	250	JR	Philadelphia, Pa./So. Phila. HS
90	Brian Mills	DE	6-2	250	FR	Bronx, N.Y./DeWitt Clinton HS
91	Olusegun Ayanbiola	DE	6-2	240	JR	Greenbelt, Md. / Eleanor Roosevelt HS
92	Kimani Robinson	DE	6-2	210	FR	Brooklyn, N.Y./Ft. Hamilton HS
93	George Bansah	DL	6-1	265	JR	Woodbridge, Va. / Potomac HS
94	Keith Hunter	DE	6-1	220	SO	Windsor, Conn./Windsor HS
95	Rodney Gunter	DL	6-5	300	FR	Haines, Fla./Haines City HS
96	Marklyn Bowe	DL	6-3	240	FR	Wilmington, Del./Concord HS
97	Darrell Brown	DL	6-2	300	SR	Phila., Pa./Hudson Valley CC/Wm. Penn HS
98	Jamal Douglass	DL	6-1	290	FR	Bartow, Fla./Bartow Senior HS

Head Coach: Kermit Blount (Winston-Salem State, '80) – First Year

Assistant Coaches: Arrington Jones (Virginia State, '80) – Offensive Coordinator/QBs – First Year

Michael Ketchum (Guilford, '78) – Defensive Coordinator/Linebackers – First Year

Curtis Thomas (Delaware State, '95) – Wide Receivers/Special Teams – 12th year

Jeff Braxton (Salisbury, 87) – Defensive Line – Sixth Year

Nick Calcutta (Millersville, '82) – Offensive Line – Third Year

Tory Woodbury (Winston-Salem State, 2000) – First Year

Bryant Foster (Gardner-Webb, '95) – Cornerbacks – First Year

William King (Marshall, '95) – Safeties – First Year

2011 DELAWARE STATE UNIVERSITY FOOTBALL ROSTER

Alphabetical

NO	NAME	POS	HT	WT	CL	HOMETOWN/PREVIOUS SCHOOL
53	Ernest Adjei	LB	6-0	230	JR	Woodbridge, Va./Gar-field HS
3	Josh Alexander	FS	6-3	190	SO	Waldorf, Md./Connecticut/Westlake HS
91	Olusegun Ayanbiola	DE	6-2	240	JR	Greenbelt, Md. / Eleanor Roosevelt HS
8	Josh Bailey	RB	5-11	195	JR	Richmond, Va./Lackawanna JC
93	George Bansah	DL	6-1	265	JR	Woodbridge, Va. / Potomac HS
40	Derek Banks	DB	6-0	170	r-FR	Newport News, Va./Warwick HS
89	Jahmel Bashir	TE	6-3	250	JR	Philadelphia, Pa./So. Phila. HS
28	Jamar Beckett	FB	5-9	220	JR	Milton, Del./Sussex Tech HS
60	Justin Benson-Reid	DL	6-3	260	FR	Greenwood, Del./Cape Henlopen HS
86	Otis Best	WR	5-10	150	FR	Jersey City, N.J./Marist HS
38	Thomas Best	LB	5-11	200	JR	Washington, D.C./Seneca Valley HS
39	Shawn Billups	DB	5-9	150	SO	Brooklyn, N.Y./Boys & Girls HS
96	Marklyn Bowe	DL	6-3	240	FR	Wilmington, Del./Concord HS
14	Justin Brewton	TE	6-4	225	r-SO	Fairless Hills, Pa./ Pennsbury HS
97	Darrell Brown	DL	6-2	300	SR	Phila., Pa./Hudson Valley CC/Wm. Penn HS
17	Micah Brown	QB	6-2	215	SR	Quincy, Fla. / East Gadsen HS
21	Joe Boyd	DB	6-0	195	FR	Ft. Washington, Md./ Friendly HS
51	Greg Cannon	LS	5-11	180	r-FR	Toms River, N.J./Toms River East
54	Stewart Carey	LB	6-0	240	FR	Newark, Del/Newark HS
15	Joseph "Bo" Ceravolo	WR	6-1	185	r-FR	Venice, Fla./ Venice HS
24	Jermond Colston	DB	5-11	165	SO	Norfolk, Va./ Booker T. Washington HS
23	Terrick Colston	Ath	6-1	180	FR	Lakeland, Fla./Kathleen HS
47	Troye Cornwall	DB	6-0	200	FR	Mt. Vernon, N.Y./Mt. Vernon HS
63	Brandon Cunningham	OL	6-2	265	SO	Lumberton, N.J./Rancocas Valley HS
56	Mike Davis	LB	5-11	205	r-FR	Indian Head, Md./Lackey HS
42	Mario Diaz-Aviles	PK	5-11	240	SO	Washington, D.C./Wilson HS
98	Jamal Douglass	DL	6-1	290	FR	Bartow, Fla./Bartow Senior HS
12	Nick Elko	QB	6-2	210	r-JR	Odenton, Md. / Arundel HS
31	Quentin Ferguson	DB	5-11	210	r-SR	Frederick, Md. / Frederick HS
58	Quintin Fortes	DE	6-3	245	JR	Reston, Va./South Lakes HS
80	Morris Frasier	WR	6-2	190	FR	Felton, Del/Lake Forest HS
43	Anthony Frye	DB	5-10	170	JR	Landover, Md./Thomas Stone
65	Jadira Green	DT	6-4	300	SO	Washington, D.C./Oxon Hill HS
95	Rodney Gunter	DL	6-5	300	FR	Haines, Fla./Haines City HS
30	Rueben Hale	DB	5-8	165	JR	Norfolk, Va. / Maury HS
37	Alan Hart	DB	6-1	180	FR	Greensboro, N.C./N. Guilford HS
55	Brandon Harvey	LB	6-1	240	SR	Laurel, Md./Hudson Valley CC/Laurel HS
33	Herman Hinton	LB	6-2	220	r-JR	Philadelphia, Pa. / West Catholic HS
94	Keith Hunter	DE	6-1	220	SO	Windsor, Conn./Windsor HS
1	Darius Jackson	WR	5-10	170	SR	Quincy, Fla. / East Gadsen HS
6	Jaashawn Jones	RB	6-1	220	r-SR	Asbury Park, N.J. / Asbury Park HS
83	Marko Kano	P	6-6	220	SO	Cottbus, Germany
18	Marlon Kelly	QB	6-2	195	FR	Miami, Fla./Dr. Krop HS
87	Robert King	WR	6-0	175	FR	Randallstown, Md./Lansdowne HS
81	Ryan Langdon	TE	6-4	250	JR	Philadelphia, Pa./ Father Judge HS

Alphabetical

NO	NAME	POS	HT	WT	CL	HOMETOWN/PREVIOUS SCHOOL
62	Tywan Lee	OL	6-3	330	SR	Miami, Fla./Deane JC/Northwestern HS
50	Byron Lewis	DL	6-2	235	SO	Virginia Beach, Va./Tallwood HS
73	Tyler Loomis	OL	6-3	280	FR	Felton, Del./Lake Forest HS
66	Danzel Manley	OL	6-5	305	SO	Greenbelt, Md./Eleanor Roosevelt
90	Brian Mills	DE	6-2	250	FR	Bronx, N.Y./DeWitt Clinton HS
57	Jonathan Mills	OL	6-3	290	r-FR	Ft. Lauderdale, Fla./St. Thomas Aquinas
4	Calvin Miner	DB	5-11	195	r-JR	Sanford, Fla. / Lake Mary HS
44	Davon Moore	DB	5-11	190	SO	Mt. Vernon, N.Y./Mt. Vernon HS
78	Nail Muradymov	OL	6-7	320	r-JR	Burtovsville, Md. / Paint Branch HS
72	Keith Newell	OL	6-6	320	JR	Trenton, N.J./Rutgers
25	Alex Perry	DB	5-11	220	SO	Jacksonville, Fla./First Coast HS
61	Marcus Ponder	OL	6-2	335	r-SR	Hamilton, N.J. / Hamilton West HS
46	Stephon Pressley	FB	6-0	220	SO	Temple Hills, Md./Crossland HS
52	Aaron Richardson	LB	6-1	240	JR	Washington D.C. / St. John's HS
92	Kimani Robinson	DE	6-2	210	FR	Brooklyn, N.Y./Ft. Hamilton HS
41	Jordan Rodriguez	PK	5-9	160	FR	Fontana, Cal./Etiwanda HS
34	James Rosseau	RB	5-7	215	JR	Philadelphia, Pa./Northeast HS
84	Bruce Ruffin	WR	6-1	190	SO	Philadelphia, Pa./GED
36	Cory Scott	DB	6-0	170	FR	Mt. Vernon, N.Y./Mt. Vernon HS
16	Matt Scott	DB	5-10	185	SR	Harrington, Del. / Lake Forest HS
49	Lamar Shaw	FB	5-9	230	r-FR	Mt. Vernon, N.Y./Mt. Vernon HS
32	Dominic Shepard	LB	6-1	205	SO	Hyattsville, Md./ Eleanor Roosevelt HS
13	Anthony Smith	QB	6-3	210	FR	Phila., Pa./George Washington HS
26	Marquis Spann	LB	6-2	215	SR	Paterson, N.J. / John F. Kennedy HS
9	Matt Spicer	DB	5-11	195	r-SO	Lanham, Md./ Eleanor Roosevelt HS
10	Tavis Tabb	DB	6-2	195	r-SR	Hampton, Va. / Norcum HS
5	Travis Tarpley	WR	5-7	175	r-JR	Danville, Va. / Geo. Washington HS
76	Thomas Threadgill	DL	6-5	295	SR	Frederick, Md. / Frederick HS
35	Mitchell Ward	P/PK	6-1	180	FR	San Ramone, Cal./Dougherty HS
59	Albert Webb	LB	6-0	190	FR	Newport News, Va./Warwick HS
48	Elbie Williams	LB	6-0	230	FR	Clinton, Md./DeMatha HS
29	Malcolm Williams	RB	5-10	175	SO	Reading, Pa./Reading Senior HS
11	Milton Williams	WR	6-3	195	FR	Upper Marlboro, Md./Frederick Douglas HS
27	Nick Williams	RB	5-9	170	JR	San Diego, Calif./Monte Vista HS
7	Justin Wilson	WR	6-1	175	r-JR	Windsor, Conn. / Windsor HS

2011 GAMES TO DATE

GAME 1
DELAWARE STATE 24 VMI 21
FOSTER STADIUM- LEXINGTON, VA.
SEP. 3, 2011

Score by quarters

	1	2	3	4	T
DSU	6	8	7	3	24
VMI	7	7	0	7	21

Scoring Summary

1st Qtr.

VMI 14:02 Jones 1 run (Sexton kick)
 3-11; 0:52 VMI 7 DSU 0

DSU 12:03 Tarpley 19 pass from Elko (Kick failed)
 3-19; 0:14 VMI 7 DSU 6

2nd Qtr.

VMI 06:22 Jones 0 fum rec. (Sexton kick)
 7-47; 3:52 VMI 14 DSU 6

DSU 04:27 Wilson 7 pass from Elko (Elko to Tarpley)
 5-56; 1:55 VMI 14 DSU 14

3rd Qtr.

DSU 05:46 Wilson 47 pass from Elko (Ward kick)
 5-80; 2:20 DSU 21 VMI 14

4th Qtr.

DSU 12:51 Ward 24 FG
 12-73; 5:06 DSU 24 VMI 14

VMI 07:38 Jones 4 run (Sexton kick)
 11-73; 5:13 DSU 24 VMI 21

Team Statistics

	DSU	VMI
First Downs	15	18
Rushes-Yards (net)	23-114	28-113
Passing yards (net)	232	227
Passes (A-C-I)	17-32-0	22-43-2
Total Offense (plays-yards)	66-346	71-340
Fumble Returns-yds.	0-0	0-0
Punt Returns- yds.	0-0	2-21
Kickoff returns - yds.	4-92	5-116
Int. returns- yds.	2-0	0-0
Punts (No. - avg.)	8-45.8	7-37.9
Fumbles - lost	2-2	2-1
Penalties - yds.	5-31	4-40
Possession time	29:53	30:07
Third down conversions	7 of 16	5 of 14
Fourth down conversions	0 of 0	0 of 1
Red zone scores-chances	3 of 4	3 of 4
Sacks by: No. - yds.	1-8	0-0

Nick Elko threw for 230 yards and three touchdowns and Justin Wilson had two TD catches to lead Delaware State's 346-yard attack. The Hornet defense forced three turnovers and made a key fourth down stop late in the fourth quarter on VMI's final possession. A Delaware State turnover on the opening kickoff led to a VMI touchdown just 52 seconds into the season. Three plays after Tavis Tarpley lost a fumble on the opening kick at the VMI 11, Chaz Jones scored a touchdown on a one-yard run to give the Keydets a 7-0 lead. The Hornets took advantage of a VMI turnover to score their first points of the season. Tarpley atoned for his miscue by hauling in a 19-yard touchdown pass from Elko on a diving catch to pull DSU to within 7-6 with 12:03 left in the first quarter. The drive began at the VMI 19 following an interception by linebacker Brandon Harvey. The Hornets failed to tie the score when freshman Mitchell Ward missed the extra point kick. The Keydets added to their lead on a touchdown midway through the second quarter. Jones scored for the second time in the game when he fumbled on a three-yard run, but recovered the ball in the endzone to give VMI a 14-6 lead with 6:22 to go before halftime. Elko and Wilson connected on the first of their two touchdown strikes to help pull the Hornets pull even shortly before the half. The duo capped off a five-play, 56-yard drive with a seven-yard scoring pass to pull the Hornets to within 14-12 with 1:55 left in the second quarter. The Hornets tied the score at 14 on a two-point pass from Elko to Tarpley after the touchdown. The teams had to endure a longer than usual halftime break when lightning forced an evacuation of the stadium. Played resumed after a 68-minute delay. Delaware State took the lead for the first time when Elko and Wilson hooked up on a 47-yard touchdown pass in the third quarter. Wilson caught the ball at around the VMI 20, then eluded two would-be tacklers before sprinting into the endzone. Freshman placekicker Mitchell Ward tacked on the extra point to give the Hornets a 21-14 lead with 5:46 left in the third quarter. Wilson had six catches for 110 yards and two touchdowns in the contest. The Hornets stretched their lead to 24-14 when Ward hit his first collegiate field goal, a 24-yard kick with 12:51 left in the fourth quarter. Elko completed 2-of-3 passes for 47 yards during the scoring drive, including a 37-yard strike to Tarpley. VMI pulled to within 24-21 when Jones scored his third touchdown of the game on a 4-yard run with 7:38 left to play. After Delaware State failed to score on its next possession, the Keydets started their final drive of the game at their 20-yard line with 2:51 left to play. The Hornet defense forced VMI into three incomplete passes and a completion for no gain in four plays to seal the win.

DELAWARE STATE

Rushing	No.	Yds.	TD	LG	AVG
Jones	18	69	0	20	3.8
Bailey	10	38	0	9	3.8
Passing	A-C-I	Yds.	TD	LG	
Elko	32-17-0	232	3	47	
Receiving	No.	Yds.	TD	LG	
Wilson	6	110	2	47	
Tarpley	2	22	0	22	
Ceravolo	2	10	0	7	
Punting	No.	Avg.	LG	I20	
Kano	8	45.8	65	2	
Punt Returns	No.	Yds.	TD	LG	
White	2	21	0	17	
Kickoff Returns	No.	Yds.	TD	LG	
Tarpley	4	92	0	35	
Tackles	UA-A	TT	TL-Yds.	SK	FF
Boyd	3-6	9			
Tabb	5-2	7			1
Adjei	2-5	7			
Ferguson	2-5	7			

VMI

Rushing	No.	Yds.	TD	LG	AVG
Jones	19	76	3	16	4.0
Talley	8	45	0	14	5.6
Passing	A-C-I	Yds.	TD	LG	
Kordenbrock	43-22-2	227	0	40	
Receiving	No.	Yds.	TD	LG	
Hairston	6	76	0	35	
Jones	6	45	0	15	
Punting	No.	Avg.	LG	I20	
Murray	7	37.9	48	2	
Punt Returns	No.	Yds.	TD	LG	
White	2	21	0	17	
Kickoff Returns	No.	Yds.	TD	LG	
Hairston	5	116	0	32	
Tackles	UA-A	TT	TL-Yds.	SK	
Harper	3-6	9	0.5/1		
Gross	2-7	9			

2011 GAMES TO DATE

GAME 2
DELAWARE STATE 31 SHAW 27
ALUMNI STADIUM— DOVER, DEL .
SEP. 10, 2011

Delaware State appeared headed for defeat against Shaw University, but a generous play call by the Bears, a big defensive play and a touchdown pass in a driving rain storm with 35 seconds left resulted in a stunning 31-27 victory for the Hornets in a wild contest at Alumni Stadium Saturday evening. Shaw led by as many as 18 points in the second half before the Hornets stormed back to improve to 2-0. The Bears fell to 0-2. Delaware State trailed 27-24 when freshman Mitchell Ward missed a potential game-tying 33-yard field goal attempt in a downpour with 1:01 left to play, setting off a jubilant celebration along the Shaw sideline. With just one timeout remaining, the Hornets needed a miracle to avoid a home loss to the Division II Bears. After a delay of game penalty against Shaw, the Bears attempted a running play on their next snap. Delaware State defensive end Olusegun Ayanbiola stripped the wet ball from Shaw runningback James Langford, and recovered the fumble at the Bears' 13-yard line with 49 seconds left in the game. Two plays later, Nick Elko connected with wide receiver Darius Jackson on a 13-yard touchdown pass to give the Hornets a 30-27 lead with 35 seconds left. Ward's extra point kick gave DSU a four-point lead. Shaw was hit with a holding penalty, and threw an incomplete pass on its final possession. Jackson had career-highs in receiving yards (127) and touchdown grabs (2), while tying his career mark with 11 receptions, which also ties a team record for catches in a game. Elko shook off a shaky first half to complete 25-of-46 passes for 238 yards, each a career-high. He threw three touchdowns for the second straight game, including two in the last 5:10 of the contest. The redshirt junior was 10-for-18 with three interceptions in the first half. The Hornets outscored the Bears 22-3 in the fourth quarter. DSU's 15-point fourth-quarter deficit was its largest in a victory since overcoming an 18-point hole to defeat Norfolk State 28-21 in overtime to capture the MEAC championship in 2007.

Score by quarters

	1	2	3	4	T
SHAW	7	10	7	3	27
DSU	6	0	3	22	31

Scoring Summary

1st Qtr.

DSU 11:41 Wilson 5 pass from Elko (kick failed)
 3-16; 1:04 DSU 6 SHAW 0

SHAW 08:28 Craig 3 pass from Causey (Shepherd
 kick) 5-21; 1:50 SHAW 7 DSU 6

2nd Qtr.

SHAW 10:28 Langford 1 run (Shepherd kick)
 3-4; 1:24 SHAW 14 DSU 6

SHAW 01:29 Shepherd 25 FG
 11-73; 6:11 SHAW 17 DSU 6

3rd Qtr.

SHAW 14:45 Langford 89 KOR (Shepherd kick)
 SHAW 24 DSU 6

DSU 10:58 Ward 30 FG
 9-44; 3:36 SHAW 24 DSU 9

4th Qtr.

DSU 14:57 Jones 4 run (Ward kick)
 11-64; 3:44 SHAW 24 DSU 16

SHAW 09:23 Shepherd 32 FG
 10-54; 5:27 SHAW 27 DSU 16

DSU 05:10 Jackson 8 pass from Elko (Elko to Tar
 play) 8-80; 3:58 SHAW 27 DSU 24

DSU 00:35 Jackson 13 pass from Elko (Ward kick)
 2-13; 0:14 DSU 31 SHAW 27

Team Statistics

	DSU	SHAW
First Downs	23	13
Rushes-Yards (net)	25-52	40-94
Passing yards (net)	238	121
Passes (A-C-I)	25-46-3	11-22-0
Total Offense (plays-yards)	71-290	62-215
Fumble Returns-yds.	0-0	0-0
Punt Returns- yds.	4-60	2-8
Kickoff returns – yds.	6-100	6-180-1
Int. returns- yds.	0-0	3-75
Punts (No. – avg.)	5-32.8	7-36.9
Fumbles – lost	2-1	3-2
Penalties – yds.	8-73	20-126
Possession time	28:11	31:49
Third down conversions	3 of 12	5 of 15
Fourth down conversions	1 of 1	0 of 1
Red zone scores-chances	5 of 6	4 of 4
Sacks by: No. – yds.	2-9	3-21

DELAWARE STATE

Rushing	No.	Yds.	TD	LG	AVG
Jones	16	65	1	15	4.1
Bailey	4	4	0	3	1.0

Passing	A-C-I	Yds.	TD	LG
Elko	46-25-3	238	3	34

Receiving	No.	Yds.	TD	LG
Jackson	11	127	2	34
Wilson	6	32	1	8
Tarpley	2	29	0	17

Punting	No.	Avg.	LG	I20
Kano	5	32.8	35	3

Punt Returns	No.	Yds.	TD	LG
Tarpley	3	41	0	39
M. Williams	1	19	0	19

Kickoff Returns	No.	Yds.	TD	LG
Tarpley	2	54	0	43
N. Williams	1	27	0	27

Tackles	UA-A	TT	TL-Yds.	SK	FF
Harvey	7-7	14	3.5-9	1	
Ferguson	3-9	12	2.5-3		
Fortes	2-5	7			

SHAW

Rushing	No.	Yds.	TD	LG	AVG
Langford	27	65	1	12	2.4
Causey	11	28	0	9	2.5

Passing	A-C-I	Yds.	TD	LG
Causey	11-18-0	121	1	25
Odom	4-0-0	0	0	0

Receiving	No.	Yds.	TD	LG
Craig	3	53	1	25
Royal	3	16	0	9

Punting	No.	Avg.	LG	I20
Shepherd	7	36.9	47	0

Punt Returns	No.	Yds.	TD	LG
Kennedy	1	5	0	5

Kickoff Returns	No.	Yds.	TD	LG
Langford	5	169	1	89

Tackles	UA-A	TT	TL-Yds.	SK
Gullette	6-2	8	1.0/2	
Skeen	5-2	7	0.5/1	

2011 GAMES TO DATE

GAME 3
DELAWARE 45 DELAWARE STATE 0
DELAWARE STADIUM – NEWARK, DEL .
SEP. 17, 2011

Score by quarters

	1	2	3	4	T
DSU	0	0	0	0	0
UD	14	21	10	0	45

Scoring Summary

1st Qtr.

UD 11:58 Naugle 43 pass from Donnelly (Baner kick) 5-80, 2:04 UD 7 DSU 0

UD 03:39 Pierce 3 run (Baner kick) 14-96; 7:04 UD 14 DSU 0

2nd Qtr.

UD 13:56 White 11 pass from Donnelly (Baner kick) 8-58; 3:50 UD 21 DSU 0

UD 11:06 Guisti 32 fumble ret. (Baner kick) UD 28 DSU 0

UD 07:58 Pierce 1 run (Baner kick) 2-60; 0:47 UD 35 DSU 0

3rd Qtr.

UD 11:25 Pierce 7 run (Baner kick) 7-59; 3:28 UD 42 DSU 0

UD 04:44 Baner 47 FG 7-34; 4:08 UD 45 DSU 0

Team Statistics

	DSU	UD
First Downs	4	24
Rushes-Yards (net)	15-(-3)	53-269
Passing yards (net)	115	243
Passes (A-C-I)	17-25-1	18-19-0
Total Offense (plays-yards)	40-112	72-512
Fumble Returns-yds-TDs	0-0	1-32-1
Punt Returns- yds.	2-4	3-3
Kickoff returns – yds.	8-149	1-16
Int. returns- yds.	0-0	1-(-1)
Punts (No. – avg.)	8-41.0	3-33.3
Fumbles – lost	2-2	2-0
Penalties – yds.	5-44	8-65
Possession time	21:10	38:50
Third down conversions	0 of 10	7 of 13
Fourth down conversions	0 of 0	1 of 2
Red zone scores-chances	0 of 0	4 of 5
Sacks by: No. – yds.	2-6	2-13

The University of Delaware scored touchdowns on each of its first five possessions and never looked back in a dominating 45-0 win over Delaware State in the third meeting between the state's two Division I teams. The Hens, ranked seventh in the two major Top 25 Football Championship Subdivision polls, won their second straight game to improve to 2-1 on the season, while the Hornets fell to 2-1. Delaware outgained DSU 512-112 to improve to 3-0 in the series between the teams. The Hens took control of the game right from the start. After holding the Hornets to three plays without a first down on the game's first possession, Delaware marched 80 yards for the opening score. The Hens capped off the five-play drive with a 43- yard touchdown pass from Tim Donnelly to tight end Colin Naugle. Sean Banner's extra point kick gave Delaware a 7-0 lead with 11:58 left in the first quarter. The Hornets were held to another three-and-out on their next possession. Delaware responded with a 14-play, 96-yard drive touchdown drive to open up a 14-0 lead. Andrew Pierce scored the first of his three touchdowns on a three-yard run to cap off the more than seven-minute drive with 3:29 left in the first quarter. Pierce had six carries for 38 yards in the drive, which also featured two third-down conversions. Delaware State's next three possessions ended in turnovers, resulting in the 21 points for the Hens. Eight plays after Ricky Tunstall intercepted a Nick Elko pass at the Delaware 42, the Hens added their third touchdown of the game. Donnelly hooked up with Nihja White on an 11-yard scoring pass to give UD a 21-0 lead with 13:56 left in the second quarter. The Hornets recorded their first first-down of the game on their next possession, but the drive was doomed by another miscue early in the second quarter. Three plays after a 15-yard first down pass from Elko to Darius Jackson, Delaware's Jake Guisti scooped up a Jaashawn Jones fumble and returned it 32-yards for a touchdown to give the Hens a 28-0 lead with 11:06 left in the quarter. Delaware State moved the ball into Blue Hen territory for the first time on its next possession, but another turnover ended the march. One play after UD's Paul Worriow scooped up a Josh Bailey fumble, Donnelly connected with White on a 40-yard pass to the DSU one-yard line. Pierce plunged in the endzone on the next play to give the Hens a 35-0 lead with a 7:58 remaining in the first half. Delaware closed out the scoring with 10 points in the third quarter, highlighted by Pierce's third touchdown of the game on a seven-yard run. Elko completed 17-of-25 passes for 115 yards for the Hornets. Travis Tarpley led DSU with four catches, although he collected just 16 yards. Freshman receiver Milton Williams, playing in his first game, had a team-high 44 receiving yards on three catches.

DELAWARE STATE

Rushing	No.	Yds.	TD	LG	AVG
Jones	16	65	1	15	4.1
Bailey	4	4	0	3	1.0
Passing	A-C-I	Yds.	TD	LG	
Elko	46-25-3	238	3	34	
Receiving	No.	Yds.	TD	LG	
Jackson	11	127	2	34	
Wilson	6	32	1	8	
Tarpley	2	29	0	17	
Punting	No.	Avg.	LG	I20	
Kano	5	32.8	35	3	
Punt Returns	No.	Yds.	TD	LG	
Tarpley	3	41	0	39	
M. Williams	1	19	0	19	
Kickoff Returns	No.	Yds.	TD	LG	
Tarpley	2	54	0	43	
N. Williams	1	27	0	27	
Tackles	UA-A	TT	TL-Yds.	SK	FF
Harvey	7-7	14	3.5-9	1	
Ferguson	3-9	12	2.5-3		
Fortes	2-5	7			

DELAWARE

Rushing	No.	Yds.	TD	LG	AVG
Langford	27	65	1	12	2.4
Causey	11	28	0	9	2.5
Passing	A-C-I	Yds.	TD	LG	
Causey	11-18-0	121	1	25	
Odom	4-0-0	0	0	0	
Receiving	No.	Yds.	TD	LG	
Craig	3	53	1	25	
Royal	3	16	0	9	
Punting	No.	Avg.	LG	I20	
Shepherd	7	36.9	47	0	
Punt Returns	No.	Yds.	TD	LG	
Kennedy	1	5	0	5	
Kickoff Returns	No.	Yds.	TD	LG	
Langford	5	169	1	89	
Tackles	UA-A	TT	TL-Yds.	SK	
Gullette	6-2	8	1.0/2		
Skeen	5-2	7	0.5/1		

2011 GAMES TO DATE

GAME 4
S.C. STATE 69 DELAWARE STATE 0
DAWSON STADIUM – ORANGEBURG, S.C.
SEP. 24, 2011

Score by quarters

	1	2	3	4	T
DSU	0	0	0	0	0
SCS	7	21	20	21	69

Scoring Summary

1st Qtr.

SCS 08:19 McDonald 43 pass from Wiley
 (Erickson kick) 5-72, 1:30 SCS 7 DSU 0

2nd Qtr.

SCS 14:32 Pendergrass 5 pass from Wiley
 (Erickson kick) 6-27; 2:01 SCS 14 DSU 0

SCS 07:05 Wiley 3 run (Erickson kick)
 7-90; 3:53 SCS 21 DSU 0

SCS 04:11 Brannon 13 pass from Wiley (Erickson
 kick) 5-50; 1:25 SCS 28 DSU 0

3rd Qtr.

SCS 13:08 Wiley 17 run (Erickson kick)
 7-81; 1:48 SCS 35 DSU 0

SCS 11:36 Thomas 43 INT ret. (run failed)
 SCS 41 DSU 0

SCS 08:44 Davis 71 pass from Wiley (Erickson
 kick) 3-86; 0:27 SCS 48 DSU 0

4th Qtr.

SCS 14:41 Cue 3 run (Erickson kick)
 11-95; 3:06 SCS 55 DSU 0

SCS 07:53 Cue 15 run (Erickson kick)
 10-64; 4:46 SCS 62 DSU 0

SCS 04:09 Pendergrass 12 pass from Wiley
 (Erickson kick) 6-35; 2:10 SCS 69 DSU 0

Team Statistics

	DSU	SCS
First Downs	7	32
Rushes-Yards (net)	29-10	56-399
Passing yards (net)	74	288
Passes (A-C-I)	16-33-3	17-26-2
Total Offense (plays-yards)	62-84	82-687
Fumble Returns-yds-TDs	0-0	1-4
Punt Returns- yds.	2-0	7-155
Kickoff returns – yds.	9-100	1-18
Int. returns- yds.	2-(-1)	1-43-1
Punts (No. – avg.)	12-40.8	3-39.3
Fumbles – lost	1-1	0-0
Penalties – yds.	4-27	12-159
Possession time	29:36	30:24
Third down conversions	2 of 18	8 of 14
Fourth down conversions	0 of 0	2 of 2
Red zone scores-chances	0 of 0	7 of 8
Sacks by: No. – yds.	2-18	2-17

Delaware State managed just seven first downs and was outgained by more than 600 yards in a 69-0 loss South Carolina State in the MEAC opener for the Hornets. DSU dropped its second straight game, each by shutout, to fall to 2-2 overall and 0-1 in the MEAC. South Carolina State improved to 2-2 and 2-0. The Bulldogs won their fourth straight game against the Hornets to open up a 26-15 series lead. "There's not much to say other than we have a long way to go to be competitive against the caliber of teams we've faced the last two weeks," said DSU head coach Kermit Blount, whose team suffered a 45-0 loss to Delaware last week. "There's a lot of football to play this season, and my challenge is to keep our players focused on getting better each week. South Carolina State outgained the Hornets 687-84. Delaware State was held to just 10 yards rushing and 74 through the air. Bulldog quarterback Derrick Wiley completed 12-of-20 passes for 238 yards and four touchdowns. He also rushed for two scores. Delaware State quarterback Nick Elko completed 16-of-33 passes for 74 yards. He was intercepted three times. Freshman receiver Milton Williams had a team-high five catches for 27 yards. Jaashawn Jones was Delaware State's leading rusher with 13 yards on 11 carries. S.C. State running back Jalen Simmons rushed for a game-high 127 yards on 11 carries. Delaware State quarterback Nick Elko completed 16 of 33 passes for 74 yards. He was intercepted three times. Joe Thomas returned an Elko interception 43 yards for a touchdown to give the Bulldogs a 41-0 lead in the third quarter. The Bulldogs led 7-0 after the first quarter, and added three scores in the second to take a 28-0 lead at the half. Delaware State's deepest advance in the game was to the South Carolina State 24-yard line in the second quarter. DSU's Mitchell Ward attempted a 41-yard field goal when the drive stalled, but South Carolina State blocked the kick. Wiley capped off a seven-play, 81-yard drive on the opening possession of the second half with a one-yard touchdown run to give the Bulldogs a 35-0 lead.

DELAWARE STATE

Rushing	No.	Yds.	TD	LG	AVG
Jones	11	13	0	5	1.2
N. Williams	3	7	0	5	2.3

Passing	A-C-I	Yds.	TD	LG
Elko	33-16-3	74	0	17

Receiving	No.	Yds.	TD	LG
M. Williams	5	27	0	13
Tarpley	4	6	0	5
Bailey	3	10	0	4
Ceravolo	2	12	0	7
Jones	1	17	0	17

Punting	No.	Avg.	LG	I20
Kano	12	40.8	60	3

Punt Returns	No.	Yds.	TD	LG
Tarpley	1	0	0	0
Jackson	1	0	0	0

Kickoff Returns	No.	Yds.	TD	LG
Jackson	4	44	0	15
Tarpley	2	11	0	10

Tackles	UA-A	TT	TL-Yds.	SK	FF
Harvey	9-2	11	1.0-11	1.0/11	
Gunter	9-1	10			
Frye	6-1	7			

SC STATE

Rushing	No.	Yds.	TD	LG	AVG
Simmons	11	126	0	40	11.5
Cue	8	81	2	27	10.1
Wiley	13	40	2	18	3.1

Passing	A-C-I	Yds.	TD	LG
Wiley	12-20-1	238	4	71

Receiving	No.	Yds.	TD	LG
Davis	6	147	1	71
Pendergrass	4	18	2	12

Punting	No.	Avg.	LG	I20
Erickson	3	39.3	45	0

Punt Returns	No.	Yds.	TD	LG
Murphy	3	125	0	78

Kickoff Returns	No.	Yds.	TD	LG
Simmons	1	18	1	18

Tackles	UA-A	TT	TL-YDs
Thomas	6-1	7	
Washington	5-2	7	4.0/26

2011 GAMES TO DATE

**GAME 5
FLORIDA A&M 34 DELAWARE STATE 7
BRAGG STADIUM – TALLAHASSEE, FLA
OCT. 1, 2011**

Delaware State put points on the board for the first time in more than 11 quarters, but had little else to celebrate in a 34-7 loss to Florida A&M at Bragg Stadium. The Hornets dropped their third straight game to fall to 2-3 overall and 0-2 in the MEAC. The Rattlers won their second in a row to improve to 3-2 and 1-1. Freshman quarterback Damien Fleming, making his first start, completed 14-of-29 passes for 245 yards and a touchdown to lead Florida A&M, which held a 394-to-181 advantage in total yards. Lenworth Lennon had five catches for 113 yards for the Rattlers. Delaware State scored its lone touchdown on a nine-yard pass from Nick Elko to freshman receiver Milton Williams with 11:37 left in the fourth quarter. The score was the first for the Hornets since the game-winning touchdown with 35 seconds left in a 31-27 win over Shaw on Sep. 10. It was also the first collegiate touchdown for Williams, who was playing in his third game. The Hornets played without wide receiver Justin Wilson, the 2011 MEAC Preseason Offensive Player-of-the-Year for the third straight game. In addition, starting offensive linemen Marcus Ponder and Tywan Lee sat out the contest for DSU. Two field goals by Florida A&M's Trevor Scott accounted for the only first half scoring. The Hornets were outgained 204-66 in the first 30 minutes. Florida A&M stretched its lead to 13-0 on a touchdown pass from Fleming to Brian Tymes with 13:53 left in the third quarter. One play after an interception by Delaware State quarterback Nick Elko, Al-Terek McBurse scored on a 25-yard touchdown run to give the Rattlers a 20-0 lead with 3:51 remaining in the third quarter. Elko completed 15-of-31 passes for 127 yards and one touchdown for the Hornets. He was intercepted three times, giving him 10 picks in the last four games. Jaashawn Jones led the Hornets with 25 yards rushing on 11 carries. Linebacker Ernest Adjei led Delaware State with eight tackles, including five solo stops. Tavis Tabb and Quentin Ferguson had seven tackles each.

2011 GAMES TO DATE

**GAME 6
NORFOLK STATE 38 DELAWARE STATE 21
ALUMNI STADIUM – DOVER, DEL.
OCT. 8, 2011**

The return of MEAC Preseason Offensive Player-of-the-Year Justin Wilson provided a spark to Delaware State University's passing attack but it was not enough to prevent a loss to Norfolk State at Alumni Stadium. Norfolk State quarterback Chris Walley completed 28-of-36 passes for 327 yards and two touchdowns to propel the Spartans' 526-yard attack. NSU's Takeem Hedgeman rushed for 135 yards and two touchdowns while receiver Xavier Boyce had 10 catches for 124 yards and a score. Delaware State QB Nick Elko connected on 30-of-48 passes for 339 yards, each a career-high. Elko also tied his career-best with three touchdown passes. Darius Jackson tied a school record for receptions in a game for the third time in his career. Jackson had 11 catches for 124 yards and two touchdowns. He also hauled in 11 passes against Howard in 2009 and on Sep. 10 of this season vs. Shaw. Wilson had a career-high 10 receptions for 118 yards and a touchdown. He missed the Hornets' previous three games due to an ankle injury on Sep. 10. During his absence, the Hornets totaled just seven points and 316 yards passing. Jackson and Wilson are the first Delaware State players with 100-plus receiving yards in a game since Jackson (123) and Larrone Moore (101) accomplished the feat against Howard in 2009. Elko's 339 passing yards also tied for the fourth-best single game mark in team history. Norfolk State scored first when Hedgeman ran for a 58-yard touchdown 4:11 into the game. Walley connected with Victor Hairston on a 22-yard scoring pass, and rushed for a six-yard touchdown to give the Spartans a 21-0 lead early in the second quarter. The Hornets trailed 24-0 when Elko and Wilson hooked up on a 15-yard touchdown pass with 36 seconds left in the first half. After the Spartans stretched their lead to 31-7, Jackson scored his first touchdown on a seven-yard pass from Elko to pull the Hornets to within 31-14 with 14:44 left in the fourth quarter. Elko and Jackson struck again on a 10-yard touchdown to cut Norfolk State's lead to 31-21 with 7:28 remaining in the game. The Spartans added an insurance touchdown on a five-yard run by Hedgeman with 3:01 left. Delaware State continued its struggles with the running game. The Hornets rushed for just 28 yards on 25 carries. Norfolk State racked up 199 rushing yards on 32 attempts. DSU linebacker Quentin Ferguson led all players with 10 tackles. He also had a fumble recovery.

--	--

2011 DELAWARE STATE UNIVERSITY COMBINED STATS

RECORD: OVERALL	HOME	AWAY	NEUTRAL	
ALL GAMES	2-4-0	1-1-0	1-3-0	0-0-0
CONFERENCE	0-3-0	0-1-0	0-2-0	0-0-0
NON-CONFERENCE	2-1-0	1-0-0	1-1-0	0-0-0

DATE	OPPONENT	W/L	SCORE	ATTEND
Sep 3, 2011	at VMI	W	24-21	6209
Sep 10, 2011	SHAW	W	31-27	6498
Sep 17, 2011	at #7 Delaware	L	0-45	18011
*Sep 24, 2011	at #25 SC State	L	0-69	15227
*Oct 01, 2011	at Florida A&M	L	7-34	-
*Oct. 8, 2011	NORFOLK STATE	L	21-38	3198

TEAM STATISTICS	DSU	OPP
FIRST DOWNS	84	130
Rushing	18	58
Passing	53	62
Penalty	13	10
RUSHING YARDAGE	255	1223
Rushing Attempts	156	243
Average Per Rush	1.6	5.0
Average Per Game	42.5	203.8
TDs Rushing	1	17
PASSING YARDAGE	1125	1451
Comp-Att-Int	120-217-12	110-175-5
Average Per Pass	5.2	8.3
Average Per Catch	9.4	13.2
Average Per Game	187.5	241.8
TDs Passing	10	11
TOTAL OFFENSE	1380	2674
Average Per Play	3.7	6.4
Average Per Game	230.0	445.7
KICK RETURNS: #-Yards	39-652	19-407
PUNT RETURNS: #-Yards	9-65	21-229
INT RETURNS: #-Yards	5-22	12-158
FUMBLES-LOST	11-8	11-5
PENALTIES-Yards	38-331	68-574
PUNTS-AVG	44-40.2	27-37.4
TIME OF POSSESSION/Game	27:47	32:12
3RD-DOWN Conversions	23/83	36/81
4TH-DOWN Conversions	2/4	3/6

RUSHING	GP	Att	Gain	Loss	Net	Avg	TD	Long	Avg/G
JONES, Jaashawn	6	69	211	11	200	2.9	1	20	33.3
BAILEY, Josh	6	26	88	3	85	3.3	0	12	14.2
TARPLEY, Travis	6	7	20	1	19	2.7	0	8	3.2
WILLIAMS, Malcom	6	5	15	0	15	3.0	0	6	2.5
WILLIAMS, Nick	3	3	8	1	7	2.3	0	5	2.3
KANO, Marko	6	1	0	1	-1	-1.0	0	0	-0.2
KELLY, Marlon	1	1	0	3	-3	-3.0	0	0	-3.0
TEAM	5	5	0	5	-5	-1.0	0	0	-1.0
ELKO, Nick	6	39	62	124	-62	-1.6	0	8	-10.3
Total.....	6	156	404	149	255	1.6	1	20	42.5
Opponents.....	6	243	1348	125	1223	5.0	17	58	203.8

PASSING	G	Effic	Comp-Att-Int	Pct	Yds	TD	Lng	Avg/G
ELKO, Nick	6	103.95	120-215-12	55.8	1125	10	47	187.5
KELLY, Marlon	1	0.00	0-2-0	0.0	0	0	0	0.0
Total.....	6	103.00	120-217-12	55.3	1125	10	47	187.5
Opponents.....	6	147.53	110-175-5	62.9	1451	11	71	241.8

RECEIVING	G	No.	Yds	Avg	TD	Long	Avg/G
JACKSON, Darius	5	28	296	10.6	4	34	59.2
TARPLEY, Travis	6	25	237	9.5	1	37	39.5
WILSON, Justin	3	22	260	11.8	4	47	86.7
WILLIAMS, Milton	4	12	93	7.8	1	23	23.2
BAILEY, Josh	6	10	49	4.9	0	15	8.2
LANGDON, Ryan	6	9	61	6.8	0	12	10.2
CERAVOLO, Joseph	5	7	39	5.6	0	10	7.8
BREWTON, Justin	4	3	53	17.7	0	25	13.2
JONES, Jaashawn	6	3	29	9.7	0	17	4.8
BASHIR, Jahmel	6	1	8	8.0	0	8	1.3
Total.....	6	120	1125	9.4	10	47	187.5
Opponents.....	6	110	1451	13.2	11	71	241.8

2011 DELAWARE STATE UNIVERSITY COMBINED STATS, CONT.

FIELD GOALS	FGM-FGA	Pct	01-19	20-29	30-39	40-49	50-99	Lg	Blk
WARD, Mitchell	2-5	40.0	0-0	1-1	1-3	0-1	0-0	30	1

SCORING TD	PATs		Rush	Rcv	Pass	DXP	Saf	Points
	FGs	Kick						
WILSON, Justin	4	0-0	0-0	0-0	0	0-0	0	24
JACKSON, Darius	4	0-0	0-0	0-0	0	0-0	0	24
WARD, Mitchell	0	2-5	7-9	0-0	0	0-0	0	13
TARPLEY, Travis	1	0-0	0-0	0-0	2	0-0	0	10
WILLIAMS, Milton	1	0-0	0-0	0-0	0	0-0	0	6
JONES, Jaashawn	1	0-0	0-0	0-0	0	0-0	0	6
ELKO, Nick	0	0-0	0-0	0-0	0	2-2	0	0
Total.....	11	2-5	7-9	0-0	2	2-2	0	83
Opponents.....	31	6-11	30-31	0-0	0	0-0	0	234

SCORE BY QUARTERS	1st	2nd	3rd	4th	Total
DELAWARE STATE	12	15	10	46	83
Opponents	52	72	58	52	234

INTERCEPTIONS	No.	Yds	Avg	TD	Long
SPICER, Matt	1	0	0.0	0	0
HARVEY, Brandon	1	0	0.0	0	0
FRYE, Anthony	1	0	0.0	0	0
SCOTT, Matt	1	0	0.0	0	0
COLSTON, Jermond	1	23	23.0	0	23

PUNTING	No.	Yds	Avg	Long	TB	FC	I20	Blkd
KANO, Marko	43	1716	39.9	68	4	4	12	1
ELKO, Nick	1	44	44.0	44	0	0	0	0
TEAM	0	10	0.0	10	0	0	0	0

PUNT RETURNS	No.	Yds	Avg	TD	Long
TARPLEY, Travis	5	46	9.2	0	39
JACKSON, Darius	3	0	0.0	0	1
WILLIAMS, Malcom	1	19	19.0	0	19
Total.....	9	65	7.2	0	39
Opponents.....	21	229	10.9	0	78

KICK RETURNS	No.	Yds	Avg	TD	Long
TARPLEY, Travis	21	406	19.3	0	43
JACKSON, Darius	9	134	14.9	0	26
WILLIAMS, Malcom	3	23	7.7	0	16
PERRY, Alex	1	4	4.0	0	4
WILLIAMS, Milton	1	26	26.0	0	26
WILLIAMS, Nick	1	27	27.0	0	27
HARVEY, Brandon	1	9	9.0	0	9
ADJEI, Ernest	1	13	13.0	0	13
JONES, Jaashawn	1	10	10.0	0	10
Total.....	39	652	16.7	0	43
Opponents.....	19	407	21.4	1	89

ALL PURPOSE	G	Rush	Rec	PR	KOR	IR	Tot	Avg/G
TARPLEY, Travis	6	19	237	46	406	0	708	118.0
JACKSON, Darius	5	0	296	0	134	0	430	86.0
WILSON, Justin	3	0	260	0	0	0	260	86.7
JONES, Jaashawn	6	200	29	0	10	0	239	39.8
BAILEY, Josh	6	85	49	0	0	0	134	22.3
Total.....	6	255	1125	65	652	22	2119	353.2
Opponents.....	6	1223	1451	229	407	158	3468	578.0

TOTAL OFFENSE	G	Plays	Rush	Pass	Total	Avg/G
ELKO, Nick	6	254	-62	1125	1063	177.2
JONES, Jaashawn	6	69	200	0	200	33.3
BAILEY, Josh	6	26	85	0	85	14.2
TARPLEY, Travis	6	7	19	0	19	3.2
WILLIAMS, Malcom	6	5	15	0	15	2.5
Total.....	6	373	255	1125	1380	230.0
Opponents.....	6	418	1223	1451	2674	445.7

2011 DELAWARE STATE UNIVERSITY DEFENSIVE STATS

DEFENSIVE LEADERS	GP	-----Tackles-----			-Sacks-		---Pass Def---		QBH	-Fumbles-		Blkd Kick	Saf
		Solo	Ast	Total	TFL/Yds	No-Yards	Int-Yds	BrUp		Rcv-Yds	FF		
31 FERGUSON, Quentin	6	33	13	46	3.0-6	1.0-4	.	.	.	1-0	.	.	.
55 HARVEY, Brandon	6	39	7	46	6.0-22	1.0-11	1-0	.	2	.	2	.	.
53 ADJEI, Ernest	6	34	3	37	5.0-11	1.0-7	.	1	1	.	1	.	.
21 BOYD, Joe	6	26	5	31	.	.	.	2
10 TABB, Tavis	6	24	3	27	.	.	.	3	.	.	1	.	.
16 SCOTT, Matt	6	13	8	21	.	.	1-0
4 MINER, Calvin	6	17	4	21	1.0-2	1-24	.	.	.
58 FORTES, Quintin	6	10	10	20	1.0-15	1.5-15	.	.	.	1-0	.	.	.
97 BROWN, Darrell	6	10	9	19	3.0-15	2.5-13	.	.	1	1-0	.	.	.
95 GUNTER, Rodney	6	13	5	18	1.0-5	0.5-0	.	.	1
98 PICER, Matt	5	15	3	18	1.0-1	1.0-1	1-0	2
43 FRYE, Anthony	5	12	2	14	.	.	1-0	1
33 HINTON, Herman	5	13	.	13
24 COLSTON, Jermond	6	8	4	12	.	.	1-23	3
91 AYANBIOLA, Olus	5	8	4	12	4.0-10	1.5-6	.	.	.	1-0	1	.	.
93 BANSAR, George	6	6	5	11	2.0-2	0.5-0	.	1
25 FERRY, Alex	4	9	1	10	1	.	.
52 RICHARDSON, Aaron	6	6	2	8	1	.	.
40 BANKS, Derek	5	7	1	8
98 DOUGLASS, Jamal	6	7	1	8	1.0-1
3 ALEXANDER, Josh	4	5	.	5	3.0-11	1.0-5
94 HUNTER, Keith	5	3	2	5
26 SPANN, Marquis	5	4	.	4
44 MOORE, Davon	6	3	1	4
5 TARPLEY, Travis	6	3	.	3
32 SHEPARD, Dominic	6	2	1	3
38 BEST, Thomas	3	1	1	2
83 KANO, Marko	6	2	.	2
29 WILLIAMS, Mal	6	2	.	2
48 WILLIAMS, Elbie	5	1	1	2	.	.	0--1
1 JACKSON, Darius	5	1	.	1
56 DAVIS, Mike	2	1	.	1
27 WILLIAMS, Nick	3	1	.	1
14 BREWTON, Justin	4	1	.	1
59 WEBB, Albert	2	1	.	1
37 HART, Alan	2	.	1	1
81 LANGDON, Ryan	6	1	.	1
Total.....	6	342	97	439	31-101	9-62	5-22	13	5	5-24	7	.	.
Opponents.....	6	287	74	361	37.0-132	15-82	12-158	18	6	8-36	7	2	.

2011 DELAWARE STATE QUARTER-BY-QUARTER

3rd-Down Conversions

Date	Opponent	Score	Overall	1st Qtr	2nd Qtr	3rd Qtr	4th Qtr	OT	Qtr
Sep 3	at VMI W	24-21	7-16 43.8%	2-6 33.3%	1-3 33.3%	1-2 50.0%	3-5 60.0%		
Sep 10	SHAW W	31-27	3-12 25.0%	0-2 0.0%	0-3 0.0%	2-4 50.0%	1-3 33.3%		
Sep 17	at Delaware L	0-45	0-10 0.0%	0-2 0.0%	0-4 0.0%	0-2 0.0%	0-2 0.0%		
Sep 24	at SC State L	0-69	2-18 11.1%	1-5 20.0%	1-5 20.0%	0-5 0.0%	0-3 0.0%		
Oct 01	at Florida A&M L	7-34	4-14 28.6%	1-3 33.3%	1-3 33.3%	2-5 40.0%	0-3 0.0%		
Oct. 8	Norfolk State L	21-38	7-13 53.8%	0-4 0.0%	3-4 75.0%	3-4 75.0%	1-1 100.0%		
DELAWARE STATE			23-83 27.7%	4-22 18.2%	6-22 27.3%	8-22 36.4%	5-17 29.4%		
Opponents			36-81 44.4%	7-18 38.9%	7-19 36.8%	10-21 47.6%	12-23 52.2%		

4th-Down Conversions

Date	Opponent	Score	Overall	1st Qtr	2nd Qtr	3rd Qtr	4th Qtr	OT	Qtr
Sep 3	at VMI W	24-21	0-0 0.0%	0-0 0.0%	0-0 0.0%	0-0 0.0%	0-0 0.0%		
Sep 10	SHAW W	31-27	1-1 100.0%	0-0 0.0%	0-0 0.0%	0-0 0.0%	1-1 100.0%		
Sep 17	at Delaware L	0-45	0-0 0.0%	0-0 0.0%	0-0 0.0%	0-0 0.0%	0-0 0.0%		
Sep 24	at SC State L	0-69	0-0 0.0%	0-0 0.0%	0-0 0.0%	0-0 0.0%	0-0 0.0%		
Oct 01	at Florida A&M L	7-34	1-3 33.3%	0-0 0.0%	0-0 0.0%	0-0 0.0%	1-3 33.3%		
Oct. 8	Norfolk State L	21-38	0-0 0.0%	0-0 0.0%	0-0 0.0%	0-0 0.0%	0-0 0.0%		
DELAWARE STATE			2-4 50.0%	0-0 0.0%	0-0 0.0%	0-0 0.0%	2-4 50.0%		
Opponents			3-6 50.0%	0-0 0.0%	1-1 100.0%	0-1 0.0%	2-4 50.0%		

Time of Possession

Date	Opponent	Score	Overall	1st Qtr	2nd Qtr	3rd Qtr	4th Qtr	OT	Qtr
Sep 3	at VMI W	24-21	29:53	8:43	5:05	6:43	9:22		
Sep 10	SHAW W	31-27	28:11	8:52	4:24	8:35	6:20		
Sep 17	at Delaware L	0-45	21:10	3:06	10:17	4:42	3:05		
Sep 24	at SC State L	0-69	29:36	8:02	7:38	8:12	5:44		
Oct 01	at Florida A&M L	7-34	28:09	5:44	6:04	10:43	5:38		
Oct. 8	Norfolk State L	21-38	29:46	9:42	7:56	6:10	5:58		
DELAWARE STATE Total			166:45	44:09	41:24	45:05	36:07	0:00	
Avg.			27:47	7:21	6:54	7:30	6:01	0:00	
Opponents Total			193:10	45:46	48:36	44:55	53:53	0:00	
Avg.			32:11	7:37	8:06	7:29	8:58	0:00	

2011 DELAWARE STATE/OPPONENT RED ZONE STATS

DELAWARE STATE Inside Opponent Red-Zone

Date Game	Opponent	Score	Times		Total Pts	TDs	Rush TDs	Pass TDs	FGs Made	---- Failed to score inside RZ --				
			In RZ	Scored						FGA	Downs	Int	Fumb	Half
--														
Sep 3	at VMI.....	W 24-21	4	3	17	2	0	2	1	0	0	0	0	1
Sep 10	SHAW.....	W 31-27	6	5	31	4	1	3	1	1	0	0	0	0
Sep 17	at Delaware.....	L 0-45	0	0	0	0	0	0	0	0	0	0	0	0
*Sep 24	at SC State.....	L 0-69	0	0	0	0	0	0	0	0	0	0	0	0
*Oct 01	at Florida A&M.....	L 7-34	1	1	7	1	0	1	0	0	0	0	0	0
*Oct. 8	Norfolk State.....	L 21-38	4	3	21	3	0	3	0	1	0	0	0	0
Totals			15	12	76	10	1	9	2	2	0	0	0	1
12 of 15 (80.0%)														

Opponents Inside DELAWARE STATE Red-Zone

Date Game	Opponent	Score	Times		Total Pts	TDs	Rush TDs	Pass TDs	FGs Made	---- Failed to score inside RZ --				
			In RZ	Scored						FGA	Downs	Int	Fumb	Half
Sep 3	at VMI.....	W 24-21	4	3	21	3	3	0	0	1	0	0	0	0
Sep 10	SHAW.....	W 31-27	4	4	20	2	1	1	2	0	0	0	0	0
Sep 17	at Delaware.....	L 0-45	5	4	28	4	3	1	0	0	1	0	0	0
*Sep 24	at SC State.....	L 0-69	9	7	49	7	4	3	0	1	1	0	0	0
*Oct 01	at Florida A&M.....	L 7-34	5	4	20	2	2	0	2	1	0	0	0	0
*Oct. 8	Norfolk State.....	L 21-38	7	5	31	4	2	2	1	0	2	0	0	0
Totals			34	27	169	22	15	7	5	3	4	0	0	0
27 of 34 (79.4%)														

2011 DELAWARE STATE INDIVIDUAL/TEAM HIGHS

INDIVIDUAL GAME HIGHS

Rushes	18	JONES,Jaashawn at VMI (Sep 3, 2011)
Yards Rushing	69	JONES,Jaashawn at VMI (Sep 3, 2011)
TD Rushes	1	JONES,Jaashawn vs SHAW (Sep 10, 2011)
Long Rush	20	JONES,Jaashawn at VMI (Sep 3, 2011)
Pass attempts	48	ELKO,Nick vs Norfolk State (Oct. 8, 2011)
Pass completions	30	ELKO,Nick vs Norfolk State (Oct. 8, 2011)
Yards Passing	339	ELKO,Nick vs Norfolk State (Oct. 8, 2011)
TD Passes	3	ELKO,Nick at VMI (Sep 3, 2011)
		ELKO,Nick vs SHAW (Sep 10, 2011)
		ELKO,Nick vs Norfolk State (Oct. 8, 2011)
Long Pass	47	ELKO,Nick at VMI (Sep 3, 2011)
Receptions	11	JACKSON,Darius vs SHAW (Sep 10, 2011)
		JACKSON,Darius vs Norfolk State (Oct. 8, 2011)
Yards Receiving	127	JACKSON,Darius vs SHAW (Sep 10, 2011)
TD Receptions	2	WILSON,Justin at VMI (Sep 3, 2011)
		JACKSON,Darius vs SHAW (Sep 10, 2011)
		JACKSON,Darius vs Norfolk State (Oct. 8, 2011)
Long Reception	47	WILSON,Justin at VMI (Sep 3, 2011)
Field Goals	1	WARD,Mitchell at VMI (Sep 3, 2011)
		WARD,Mitchell vs SHAW (Sep 10, 2011)
Long Field Goal	30	WARD,Mitchell vs SHAW (Sep 10, 2011)
Punts	12	KANO,Marko at SC State (Sep 24, 2011)
Punting Avg	45.8	KANO,Marko at VMI (Sep 3, 2011)
Long Punt	68	KANO,Marko at Florida A&M (Oct 01, 2011)
Punts inside 20	3	KANO,Marko vs SHAW (Sep 10, 2011)
		KANO,Marko at SC State (Sep 24, 2011)
Long Punt Return	39	TARPLEY,Travis vs SHAW (Sep 10, 2011)
Long Kickoff Return	43	TARPLEY,Travis vs SHAW (Sep 10, 2011)
Tackles	14	HARVEY,Brandon vs SHAW (Sep 10, 2011)
Sacks	1.0	BY EIGHT PLAYERS
Tackles For Loss	4.0	HARVEY,Brandon vs SHAW (Sep 10, 2011)
Interceptions	1	SPICER,Matt at VMI (Sep 3, 2011)
		HARVEY,Brandon at VMI (Sep 3, 2011)
		SCOTT,Matt at SC State (Sep 24, 2011)
		FRYE,Anthony at SC State (Sep 24, 2011)
		COLSTON,Jermond at Florida A&M (Oct 01, 2011)

TEAM GAME HIGHS

Rushes	34	at VMI (Sep 3, 2011)
Yards Rushing	114	at VMI (Sep 3, 2011)
Yards Per Rush	3.4	at VMI (Sep 3, 2011)
TD Rushes	1	vs SHAW (Sep 10, 2011)
Pass attempts	48	vs Norfolk State (Oct. 8, 2011)
Pass completions	30	vs Norfolk State (Oct. 8, 2011)
Yards Passing	339	vs Norfolk State (Oct. 8, 2011)
Yards Per Pass	7.2	at VMI (Sep 3, 2011)
TD Passes	3	at VMI (Sep 3, 2011)
		vs SHAW (Sep 10, 2011)
		vs Norfolk State (Oct. 8, 2011)
Total Plays	73	vs Norfolk State (Oct. 8, 2011)
Total Offense	367	vs Norfolk State (Oct. 8, 2011)
Yards Per Play	5.2	at VMI (Sep 3, 2011)
Points	31	vs SHAW (Sep 10, 2011)
Sacks By	2	vs SHAW (Sep 10, 2011)
		at Delaware (Sep 17, 2011)
		at SC State (Sep 24, 2011)
First Downs	24	vs Norfolk State (Oct. 8, 2011)
Penalties	9	vs Norfolk State (Oct. 8, 2011)
Penalty Yards	101	vs Norfolk State (Oct. 8, 2011)
Turnovers	4	vs SHAW (Sep 10, 2011)
		at SC State (Sep 24, 2011)
		vs Norfolk State (Oct. 8, 2011)
Interceptions By	2	at VMI (Sep 3, 2011)
		at SC State (Sep 24, 2011)
Punts	12	at SC State (Sep 24, 2011)
Punting Avg	45.8	at VMI (Sep 3, 2011)
Long Punt	68	at Florida A&M (Oct 01, 2011)
Punts inside 20	3	vs SHAW (Sep 10, 2011)
		at SC State (Sep 24, 2011)
Long Punt Return	39	vs SHAW (Sep 10, 2011)

2011 DELAWARE STATE OPPONENTS' INDIVIDUAL/TEAM GAME HIGHS

OPPONENT INDIVIDUAL GAME HIGHS

Rushes	27	LANGFORD,James, vs SHAW (Sep 10, 2011)
Yards Rushing	132	HEDGEMAN,T., vs Norfolk State (Oct. 8, 2011)
TD Rushes	3	JONES, Cz., at VMI (Sep 3, 2011) Pierce, at Delaware (Sep 17, 2011)
Long Rush	58	HEDGEMAN,T., vs Norfolk State (Oct. 8, 2011)
Pass attempts	43	KORDENBROCK, E., at VMI (Sep 3, 2011)
Pass completions	28	WALLEY,Chris, vs Norfolk State (Oct. 8, 2011)
Yards Passing	327	WALLEY,Chris, vs Norfolk State (Oct. 8, 2011)
TD Passes	4	WILEY,Derrick, at SC State (Sep 24, 2011)
Long Pass	71	WILEY,Derrick, at SC State (Sep 24, 2011)
Receptions	10	BOYCE,Xavier, vs Norfolk State (Oct. 8, 2011)
Yards Receiving	147	DAVIS, Caleb, at SC State (Sep 24, 2011)
TD Receptions	2	PENDERGRASS,J, at SC State (Sep 24, 2011)
Long Reception	71	DAVIS, Caleb, at SC State (Sep 24, 2011)
Field Goals	2	SHEPHERD,Lyncon, vs SHAW (Sep 10, 2011) SCOTT,Trevor, at Florida A&M (Oct 01, 2011)
Long Field Goal	47	Baner, at Delaware (Sep 17, 2011)
Punts	7	MURRAY, C., at VMI (Sep 3, 2011) SHEPHERD,Lyncon, vs SHAW (Sep 10, 2011)
Punting Avg	40.5	HOLDREN,Branden, at Florida A&M (Oct 01, 2011)
Long Punt	54	HOLDREN,Branden, at Florida A&M (Oct 01, 2011)
Punts inside 20	2	MURRAY, C., at VMI (Sep 3, 2011)
Long Punt Return	78	MURPHY,Steven, at SC State (Sep 24, 2011)
Long Kickoff Return	89	LANGFORD,James, vs SHAW (Sep 10, 2011)
Tackles	9	GROSS, A., at VMI (Sep 3, 2011) HARPER, C., at VMI (Sep 3, 2011) WorriLOW, at Delaware (Sep 17, 2011)
Sacks	2.0	PORTER,Stanley, vs SHAW (Sep 10, 2011)
Tackles For Loss	4.0	PORTER,Stanley, vs SHAW (Sep 10, 2011) WASHINGTON,Pat, at SC State (Sep 24, 2011)
Interceptions	2	EVANS,Darnell, vs SHAW (Sep 10, 2011)

OPPONENT TEAM GAME HIGHS

Rushes	56	at SC State (Sep 24, 2011)
Yards Rushing	399	at SC State (Sep 24, 2011)
Yards Per Rush	7.1	at SC State (Sep 24, 2011)
TD Rushes	4	at SC State (Sep 24, 2011)
Pass attempts	43	at VMI (Sep 3, 2011)
Pass completions	28	vs Norfolk State (Oct. 8, 2011)
Yards Passing	327	vs Norfolk State (Oct. 8, 2011)
Yards Per Pass	12.8	at Delaware (Sep 17, 2011)
TD Passes	5	at SC State (Sep 24, 2011)
Total Plays	82	at SC State (Sep 24, 2011)
Total Offense	687	at SC State (Sep 24, 2011)
Yards Per Play	8.4	at SC State (Sep 24, 2011)
Points	69	at SC State (Sep 24, 2011)
Sacks By	5	at Florida A&M (Oct 01, 2011)
First Downs	32	at SC State (Sep 24, 2011)
Penalties	20	vs SHAW (Sep 10, 2011)
Penalty Yards	159	at SC State (Sep 24, 2011)
Turnovers	3	at VMI (Sep 3, 2011)
Interceptions By	3	vs SHAW (Sep 10, 2011) at SC State (Sep 24, 2011) at Florida A&M (Oct 01, 2011)
Punts	7	at VMI (Sep 3, 2011) vs SHAW (Sep 10, 2011)
Punting Avg	40.5	at Florida A&M (Oct 01, 2011)
Long Punt	54	at Florida A&M (Oct 01, 2011)
Punts inside 20	2	at VMI (Sep 3, 2011)
Long Punt Return	78	at SC State (Sep 24, 2011)